



Third Year Alumni Feedback 2014 2015 Grads

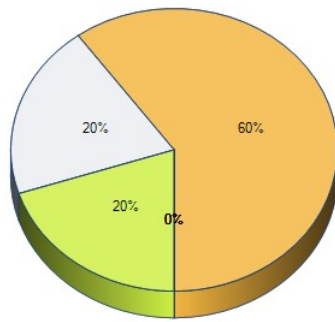
Survey Title: Third-Year Alumni Feedback

Responses By Question Analysis:

1. We would like to know about your short-term plans. Please mark each of the following as they relate to you currently:

	Yes	No	Not Applicable	Response Total	Points	Avg
I am currently employed or have a job offer in a field closely related to my degree	80% (4)0% (0)	20% (1)0% (0)	0% (0)0% (0)	5	0	0
I am currently employed or have a job offer in a field that is not related to my degree	20% (1)0% (0)	80% (4)0% (0)	0% (0)0% (0)	5	0	0
I am searching for employment in a field closely related to my degree	40% (2)0% (0)	60% (3)0% (0)	0% (0)0% (0)	5	0	0
I am searching for employment in a field not closely related to my degree	20% (1)0% (0)	80% (4)0% (0)	0% (0)0% (0)	5	0	0
I have been accepted into a graduate program to continue my education at Fitchburg State University	0% (0)0% (0)	60% (3)0% (0)	40% (2)0% (0)	5	0	0
I have been accepted into a graduate or doctoral program to continue my education at another institution	20% (1)0% (0)	60% (3)0% (0)	20% (1)0% (0)	5	0	0
I am not planning to continue my education at this time	60% (3)0% (0)	20% (1)0% (0)	20% (1)0% (0)	5	0	0
I am a member of the Armed Forces	0% (0)0% (0)	100% (5)0% (0)	0% (0)0% (0)	5	0	0
Total Respondents				5		

2. How long did it take you to find your first position after graduating?



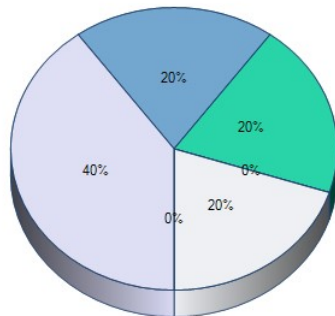
	Response Total	Response Percent
Have not found a position yet	0	0%
Held the position while I completed my degree	0	0%
Secured my position prior to graduation	0	0%
Less than 30 days after graduation	1	20%
1 - 3 months after graduation	1	20%
4-6 months after graduation	3	60%
7 or more months after graduation	0	0%
Did not pursue employment	0	0%
Total Respondents	5	

3. How many times have you changed employers or been promoted since graduation three years ago?

1. 3
2. 5
3. I have not changed employers once securing the job I currently have,
4. Five times
5. 3 times

Total Respondents 5

4. Are you satisfied with the course of your career thus far?



	Response Total	Response Percent
Very Satisfied	2	40%
Satisfied	1	20%
Neutral	1	20%
Dissatisfied	0	0%
Very Dissatisfied	1	20%
Not Working at This Time	0	0%
Total Respondents	5	

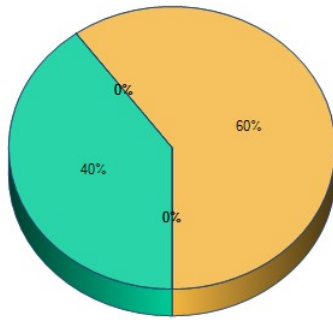
5. Where are you currently employed and what is your job title?

1. Zoo New England, Marketing Coordinator
2. Brown University, School of Professional Studies / Digital Media Producer, Editor
I am a Communications Director at Connect Church in Ashland, MA. I started out leading the live production team as well as graphic & video creation. I have now built a volunteer team of about 30 people and have stepped into a higher role analyzing the branding and marketing techniques of the Church. We just opened a church campus in Framingham this March, and plan to expand to 7 campuses in the next 10 years. The average weekly attendance at this church is a little over 1,000.
3. Volt Information Sciences, Inc. as a private contractor working through American Tower Corporation as an account specialist.

Total Respondents 4

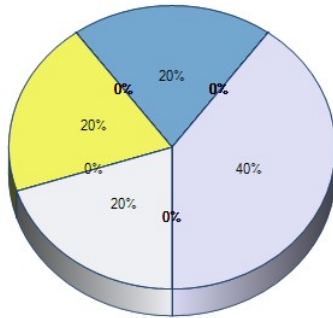
(skipped this question) 1

6. In what sector are you employed?



	Response Total	Response Percent
Not employed	0	0%
Self-employed	0	0%
For-profit corporation/company	2	40%
Government or other public institution or agency	0	0%
Military	0	0%
Non-profit organization, institution or NGO	3	60%
Total Respondents	5	

7. Please select the industry that best describes your employer.



	Response Total	Response Percent
N/A - Not working	0	0%
Agriculture	0	0%
Biotech/Pharmaceutical	0	0%
Business Services	0	0%
Communications/Marketing/PR	1	20%
Computer Science/Technology	0	0%
Education: Higher Education	1	20%
Education: PreK - High School	0	0%
Engineering	0	0%
Environment	0	0%
Financial Services	0	0%
Fine/Performing Arts	0	0%
Food Service	0	0%
Healthcare	0	0%
Hospitality/Tourism/Travel	1	20%
Information Technology	0	0%
Law/Legal Services	0	0%
Manufacturing	0	0%
Media/Journalism/Publishing	0	0%
Medicine	0	0%
Military/Defense	0	0%
Politics/Public Policy/Advocacy	0	0%
Retail	0	0%
Social Services	0	0%
Sports/Fitness	0	0%
Technology	0	0%
Other, please specify	2	40%
Total Respondents	5	

Tourism

Religious Organization - Non Profit

8. We are always interested in our Alumni's continued interest in their personal and professional development. Which, if any, professional organizations have you joined since completing your program of study?

1. School of Motion, Brown University
2. N/A
3. None

Total Respondents 3

(skipped this question) 2

9. We believe that Fitchburg State Alumni are always expanding their body of knowledge and would like to know what types of professional development activities you have engaged in since completion of your program of study? (i.e. attended conferences or workshops, given presentation at conference or workshops, conducting scholarly research, licensures or certifications completed, etc.)

1. School of Motion's Animation Bootcamp, Facilitated Online Learning (FLO) Course at Brown University, A lot of online classes and courses to expand my knowledge in the Adobe Suite, HTML & CSS (lynda.com), attended several conferences on team building, leadership (Grow conference, Seeds Conference, Relate Conference), as well as Live Production webinars to learn about the live streaming software & hardware we purchased to stream across campus locations (Living As One - Livestream Company), also online chats with professional social media gurus and analysts.
- 2.
3. None

Total Respondents 3

(skipped this question) 2

10. We like to know where our graduates are in the world. Please provide us with the city and state or country in which you currently reside.

1. Melrose, MA
2. Providence, Rhode Island
3. Work in Ashland, MA / Live in Milford, MA
4. Lowell, MA

Total Respondents 4

(skipped this question) 1

11. Rate the quality of the following with respect to the degree you received three years ago:

	Excellent	Good	Fair	Poor	Response Total	Points	Avg
Quality of faculty instruction	0% (0)0% (0)	80% (4)0% (0)	0% (0)0% (0)	20% (1)0% (0)	5	0	0
Level of individual attention	20% (1)0% (0)	40% (2)0% (0)	40% (2)0% (0)	0% (0)0% (0)	5	0	0
Quality of academic advisement	20% (1)0% (0)	0% (0)0% (0)	60% (3)0% (0)	20% (1)0% (0)	5	0	0
Curriculum linked to job related skills and knowledge	0% (0)0% (0)	60% (3)0% (0)	20% (1)0% (0)	20% (1)0% (0)	5	0	0
Preparation to meet the demands of my job	20% (1)0% (0)	40% (2)0% (0)	20% (1)0% (0)	20% (1)0% (0)	5	0	0
Preparation to continue my education	0% (0)0% (0)	20% (1)0% (0)	60% (3)0% (0)	20% (1)0% (0)	5	0	0
Total Respondents					5		

12. Please select your level of agreement with the following statements:

	Very High	High	Average	Low	Very Low	Response Total	Points	Avg
Overall satisfaction with my experience with Fitchburg State University	0% (0)0% (0)	66.67% (4)0% (0)	33.33% (2)0% (0)	0% (0)0% (0)	0% (0)0% (0)	6	0	0
Total Respondents					5			

13. Looking back at your academic career at Fitchburg State University, please select your level of agreement with the following:

	Strongly Agree	Agree	Neutral	Disagree	Strongly Disagree	Response Total	Points	Avg
The social and interpersonal skills you developed have impacted your life	40% (2)0% (0)	0% (0)0% (0)	40% (2)0% (0)	20% (1)0% (0)	0% (0)0% (0)	5	0	0
You have benefitted from the personal connections you made	0% (0)0% (0)	80% (4)0% (0)	20% (1)0% (0)	0% (0)0% (0)	0% (0)0% (0)	5	0	0
You have benefitted from the social networks of which you were/are a part	0% (0)0% (0)	20% (1)0% (0)	40% (2)0% (0)	20% (1)0% (0)	20% (1)0% (0)	5	0	0
The benefits of attending were worth the financial cost	20% (1)0% (0)	20% (1)0% (0)	60% (3)0% (0)	0% (0)0% (0)	0% (0)0% (0)	5	0	0

Total Respondents 5

14. How well did Fitchburg State University prepare you in terms of the following skill sets:

	Very Well	Well	Neutral	Poorly	Very Poorly	Response Total	Points	Avg
Ability to think analytically and logically	0% (0)0% (0)	60% (3)0% (0)	40% (2)0% (0)	0% (0)0% (0)	0% (0)0% (0)	5	0	0
Ability to acquire new skills and knowledge on your own	40% (2)0% (0)	40% (2)0% (0)	20% (1)0% (0)	0% (0)0% (0)	0% (0)0% (0)	5	0	0
Ability to use the knowledge, ideas, or perspectives gained from your major field	20% (1)0% (0)	60% (3)0% (0)	0% (0)0% (0)	20% (1)0% (0)	0% (0)0% (0)	5	0	0
Ability to orally communicate well	0% (0)0% (0)	0% (0)0% (0)	80% (4)0% (0)	20% (1)0% (0)	0% (0)0% (0)	5	0	0
Ability to judge information/ideas/actions/conclusions based on sources/methods/reasoning	20% (1)0% (0)	40% (2)0% (0)	40% (2)0% (0)	0% (0)0% (0)	0% (0)0% (0)	5	0	0
Ability to write effectively	40% (2)0% (0)	0% (0)0% (0)	40% (2)0% (0)	20% (1)0% (0)	0% (0)0% (0)	5	0	0
Ability to use information technology in intellectual and/or professional pursuits	20% (1)0% (0)	40% (2)0% (0)	0% (0)0% (0)	40% (2)0% (0)	0% (0)0% (0)	5	0	0
Ability to understand and appreciate cultural and ethnic differences between people	40% (2)0% (0)	20% (1)0% (0)	20% (1)0% (0)	0% (0)0% (0)	20% (1)0% (0)	5	0	0
Ability to understand international perspectives on economic, political, social, and cultural issues	0% (0)0% (0)	20% (1)0% (0)	40% (2)0% (0)	20% (1)0% (0)	20% (1)0% (0)	5	0	0
Ability to gain an understanding of or appreciation for the arts	40% (2)0% (0)	40% (2)0% (0)	20% (1)0% (0)	0% (0)0% (0)	0% (0)0% (0)	5	0	0
Ability to understand and apply quantitative principles and methods	0% (0)0% (0)	20% (1)0% (0)	60% (3)0% (0)	0% (0)0% (0)	20% (1)0% (0)	5	0	0
Ability to understand scientific method	0% (0)0% (0)	0% (0)0% (0)	80% (4)0% (0)	0% (0)0% (0)	20% (1)0% (0)	5	0	0
Total Respondents						5		

15. How well did Fitchburg State University prepare you for the following personal and professional situational skill sets:

	Very Well	Well	Neutral	Poorly	Very Poorly	Response Total	Points	Avg
Your ability to work as a member of a team or group	20% (1)0% (0)	40% (2)0% (0)	40% (2)0% (0)	0% (0)0% (0)	0% (0)0% (0)	5	0	0
Your ability to get along with people of diverse backgrounds and perspectives	20% (1)0% (0)	60% (3)0% (0)	20% (1)0% (0)	0% (0)0% (0)	0% (0)0% (0)	5	0	0
Your ability to lead others effectively	0% (0)0% (0)	60% (3)0% (0)	20% (1)0% (0)	20% (1)0% (0)	0% (0)0% (0)	5	0	0
Your ability to evaluate and choose between alternative courses of action	0% (0)0% (0)	40% (2)0% (0)	20% (1)0% (0)	40% (2)0% (0)	0% (0)0% (0)	5	0	0
Your awareness of contemporary issues and their cause and consequences	40% (2)0% (0)	0% (0)0% (0)	40% (2)0% (0)	0% (0)0% (0)	20% (1)0% (0)	5	0	0
Total Respondents						5		

16. What did we not ask you about but you feel we should know?

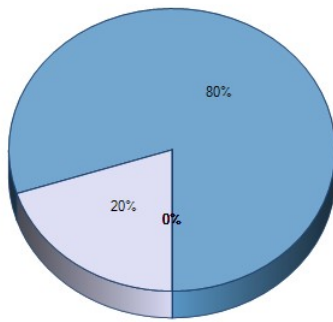
1. My major: Communications Media
2. N/A

Total Respondents 2

(skipped this question)

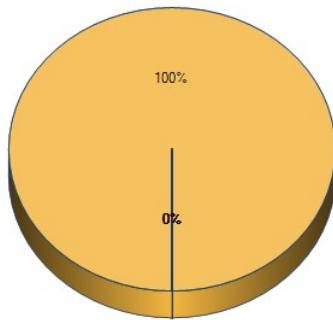
3

17. Please select the Degree you completed at Fitchburg State University from the list below.



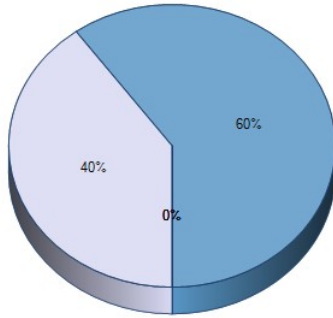
	Response Total	Response Percent
Bachelor of Arts (BA)	1	20%
Bachelor of Science (BS)	4	80%
Cerfitcage of Graduate Study (CAGS)	0	0%
Master of Arts (MA)	0	0%
Master of Arts in Teaching (MAT)	0	0%
Master of Busienns Administration (MBA)	0	0%
Master of Education (MEd)	0	0%
Master of Science (MS)	0	0%
Total Respondents	5	

18. Please select the major field your studied for your degree:



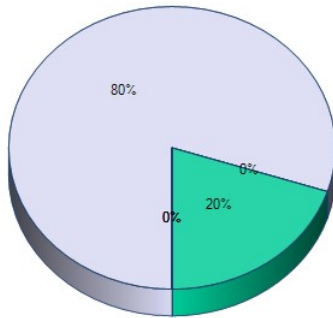
	Response Total	Response Percent
Arts (MA or MEd only)	0	0%
Biology	0	0%
Business Administration	0	0%
Chemistry	0	0%
Communication (MS only)	0	0%
Communications Media	5	100%
Computer Information Systems	0	0%
Computer Science	0	0%
Counseling (MS only)	0	0%
Criminal Justice	0	0%
Early Childhood Education	0	0%
Educational Leadership (CAGS only)	0	0%
Economics	0	0%
Elementary Education	0	0%
English Studies	0	0%
Environmental and Earth Science	0	0%
Game Design	0	0%
Geographic Science and Technology	0	0%
History	0	0%
Human Services	0	0%
Industrial Technology	0	0%
Interdisciplinary Studies	0	0%
LECOM Early Acceptance Programs	0	0%
Mathematics	0	0%
Middle School Education	0	0%
Nursing	0	0%
Occupational/Vocation Education	0	0%
Political Science	0	0%
Psychological Science	0	0%
Sociology	0	0%
Special Education	0	0%
Technology Education (Grades 5-12)	0	0%
Total Respondents	5	

19. To which gender identity do you most identify?



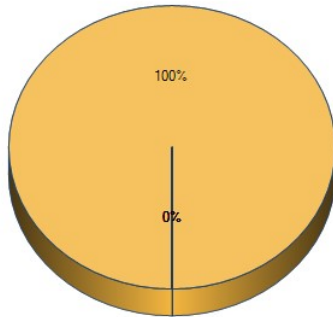
	Response Total	Response Percent
Male	2	40%
Female	3	60%
Transgender Male	0	0%
Transgender Female	0	0%
Do not identify as female, male or transgender	0	0%
Total Respondents	5	

20. To which racial heritage do you predominantly identify?



	Response Total	Response Percent
White/Caucasian	4	80%
Asian	0	0%
Hispanic/Latino	1	20%
Black/African American	0	0%
American Indian	0	0%
Other	0	0%
Total Respondents	5	

21. How many dependents do you have (not including yourself)?



	Response Total	Response Percent
1	0	0%
2	0	0%
3	0	0%
4	0	0%
5	0	0%
5+	1	100%
Total Respondents	1	
(skipped this question)	4	