



### Third Year Alumni Feedback 2014 2015 Grads

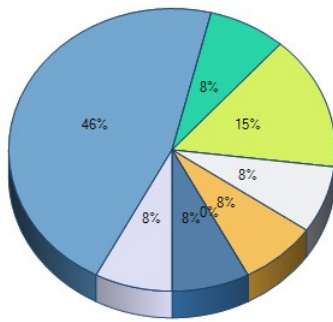
Survey Title: Third-Year Alumni Feedback

#### Responses By Question Analysis:

1. We would like to know about your short-term plans. Please mark each of the following as they relate to you currently:

	Yes	No	Not Applicable	Response Total	Points	Avg
I am currently employed or have a job offer in a field closely related to my degree	69.23% (9)0% (0)	23.08% (3)0% (0)	7.69% (1)0% (0)	13	0	0
I am currently employed or have a job offer in a field that is not related to my degree	30.77% (4)0% (0)	69.23% (9)0% (0)	0% (0)0% (0)	13	0	0
I am searching for employment in a field closely related to my degree	8.33% (1)0% (0)	75% (9)0% (0)	16.67% (2)0% (0)	12	0	0
I am searching for employment in a field not closely related to my degree	0% (0)0% (0)	76.92% (10)0% (0)	23.08% (3)0% (0)	13	0	0
I have been accepted into a graduate program to continue my education at Fitchburg State University	7.69% (1)0% (0)	61.54% (8)0% (0)	30.77% (4)0% (0)	13	0	0
I have been accepted into a graduate or doctoral program to continue my education at another institution	0% (0)0% (0)	72.73% (8)0% (0)	27.27% (3)0% (0)	11	0	0
I am not planning to continue my education at this time	50% (6)0% (0)	33.33% (4)0% (0)	16.67% (2)0% (0)	12	0	0
I am a member of the Armed Forces	0% (0)0% (0)	90.91% (10)0% (0)	9.09% (1)0% (0)	11	0	0
<b>Total Respondents</b>				<b>13</b>		

2. How long did it take you to find your first position after graduating?



	Response Total	Response Percent
Have not found a position yet	1	8%
Held the position while I completed my degree	6	46%
Secured my position prior to graduation	1	8%
Less than 30 days after graduation	2	15%
1 - 3 months after graduation	1	8%
4-6 months after graduation	1	8%
7 or more months after graduation	0	0%
Did not pursue employment	1	8%
<b>Total Respondents</b>	<b>13</b>	

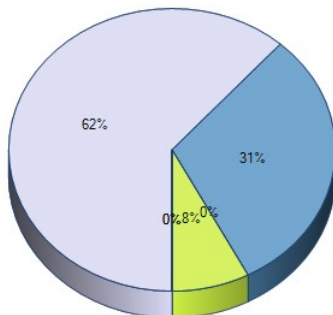
**3.** How many times have you changed employers or been promoted since graduation three years ago?

1. 0
2. 3
3. 1
4. Twice.
5. Changed employers 0 times, have not been promoted
6. 3 promotions
7. Not applicable
8. Have not changed employers after getting grad degree but did change to a higher role. Kind of an upward shift/promotion.
9. 7
10. Once

**Total Respondents 10**

(skipped this question) 3

**4.** Are you satisfied with the course of your career thus far?



	Response Total	Response Percent
Very Satisfied	8	62%
Satisfied	4	31%
Neutral	0	0%
Dissatisfied	1	8%
Very Dissatisfied	0	0%
Not Working at This Time	0	0%
<b>Total Respondents</b>	<b>13</b>	

**5.** Where are you currently employed and what is your job title?

1. Vocational High School  
Plumbing Instructor
2. Tri-County Regional Vocational Technical High School, Franklin, MA
3. Alkermes Inc as a Systems Analyst
4. cloudmis sales technician
5. Wakefield Public Schools, Engineering Teacher
6. South Shore Vocational Technical High School, Electronics Engineering Teacher
7. CVS Health. Sr. consultant of pharmacy services
8. Not provided.
9. Fitchburg State - Information Security Administrator

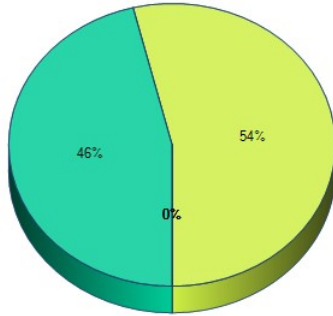
10. IPG photon's, technician

Total Respondents 10

(skipped this question)

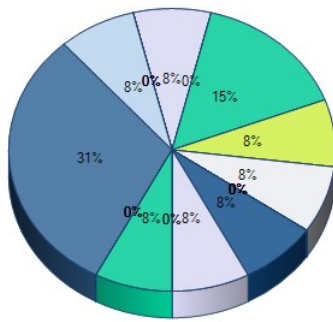
3

6. In what sector are you employed?



	Response Total	Response Percent
Not employed	0	0%
Self-employed	0	0%
For-profit corporation/company	6	46%
Government or other public institution or agency	7	54%
Military	0	0%
Non-profit organization, institution or NGO	0	0%
<b>Total Respondents</b>	<b>13</b>	

7. Please select the industry that best describes your employer.



	Response Total	Response Percent
N/A - Not working	0	0%
Agriculture	0	0%
Biotech/Pharmaceutical	1	8%
Business Services	0	0%
Communications/Marketing/PR	0	0%
Computer Science/Technology	0	0%
Education: Higher Education	0	0%
Education: PreK - High School	4	31%
Engineering	1	8%
Environment	0	0%
Financial Services	0	0%
Fine/Performing Arts	0	0%
Food Service	0	0%
Healthcare	1	8%
Hospitality/Tourism/Travel	0	0%
Information Technology	2	15%
Law/Legal Services	1	8%
Manufacturing	1	8%
Media/Journalism/Publishing	0	0%
Medicine	0	0%
Military/Defense	0	0%
Politics/Public Policy/Advocacy	0	0%
Retail	0	0%
Social Services	0	0%
Sports/Fitness	0	0%
Technology	1	8%
Other, please specify	1	8%
<b>Total Respondents</b>	<b>13</b>	

Community planning

8. We are always interested in our Alumni's continued interest in their personal and professional development. Which, if any, professional organizations have you joined since completing your program of study?

1. None
2. N/A
3. None
4. <http://www.eta-i.org/>  
<http://www.arri.org/>
5. None
6. ISACA - international it security group
7. Not applicable

Total Respondents 7

(skipped this question)

6

**9.** We believe that Fitchburg State Alumni are always expanding their body of knowledge and would like to know what types of professional development activities you have engaged in since completion of your program of study? (i.e. attended conferences or workshops, given presentation at conference or workshops, conducting scholarly research, licensures or certifications completed, etc.)

1. SRI School Reform Initiative- Work Shop
2. Project Lead the Way engineering training, Massachusetts Association of Vocational Administrators Leadership Academy
3. None
4. Education license acquired post graduation. WPI PLTW workshops. FSU TECCA conferences.
5. None
6. Conferences in field. One presentation so far. Getting CRISC cert. application specific certa.
7. Not applicable

**Total Respondents 7**

(skipped this question) 6

**10.** We like to know where our graduates are in the world. Please provide us with the city and state or country in which you currently reside.

1. Boston, MA
2. Plainville, MA
3. Billerica MA
4. sturbridge
5. Groveland, MA.
6. Plymouth, MA
7. Sturbridge Ma
8. Medway, Massachusetts
9. Good old twin cities. MA
10. Franklin, Ma

**Total Respondents 10**

(skipped this question) 3

**11.** Rate the quality of the following with respect to the degree you received three years ago:

	Excellent	Good	Fair	Poor	Response Total	Points	Avg
Quality of faculty instruction	30.77% (4)0% (0)	46.15% (6)0% (0)	23.08% (3)0% (0)	0% (0)0% (0)	13	0	0
Level of individual attention	30.77% (4)0% (0)	61.54% (8)0% (0)	7.69% (1)0% (0)	0% (0)0% (0)	13	0	0
Quality of academic advisement	30.77% (4)0% (0)	46.15% (6)0% (0)	7.69% (1)0% (0)	15.38% (2)0% (0)	13	0	0
Curriculum linked to job related skills and knowledge	30.77% (4)0% (0)	46.15% (6)0% (0)	23.08% (3)0% (0)	0% (0)0% (0)	13	0	0
Preparation to meet the demands of my job	38.46% (5)0% (0)	46.15% (6)0% (0)	7.69% (1)0% (0)	7.69% (1)0% (0)	13	0	0
Preparation to continue my education	23.08% (3)0% (0)	46.15% (6)0% (0)	23.08% (3)0% (0)	7.69% (1)0% (0)	13	0	0
<b>Total Respondents</b>					<b>13</b>		

**12.** Please select your level of agreement with the following statements:

	Very High	High	Average	Low	Very Low	Response Total	Points	Avg
Overall satisfaction with my experience with Fitchburg State University	28.57% (4)0% (0)	42.86% (6)0% (0)	21.43% (3)0% (0)	7.14% (1)0% (0)	0% (0)0% (0)	14	0	0
<b>Total Respondents</b>					<b>13</b>			

**13.** Looking back at your academic career at Fitchburg State University, please select your level of agreement with the following:

	Strongly Agree	Agree	Neutral	Disagree	Strongly Disagree	Response Total	Points	Avg
The social and interpersonal skills you developed have impacted your life	50% (6)0% (0)	25% (3)0% (0)	25% (3)0% (0)	0% (0)0% (0)	0% (0)0% (0)	12	0	0

You have benefitted from the personal connections you made	25% (3)0% (0)	25% (3)0% (0)	50% (6)0% (0)	0% (0)0% (0)	0% (0)0% (0)	0% (0)0% (0)	12	0	0
You have benefitted from the social networks of which you were/are a part	25% (3)0% (0)	16.67% (2)0% (0)	58.33% (7)0% (0)	0% (0)0% (0)	0% (0)0% (0)	0% (0)0% (0)	12	0	0
The benefits of attending were worth the financial cost	50% (6)0% (0)	16.67% (2)0% (0)	25% (3)0% (0)	8.33% (1)0% (0)	0% (0)0% (0)	0% (0)0% (0)	12	0	0
<b>Total Respondents</b>							<b>12</b>		
(skipped this question)							1		

**14.** How well did Fitchburg State University prepare you in terms of the following skill sets:

	Very Well	Well	Neutral	Poorly	Very Poorly	Response Total	Points	Avg	
Ability to think analytically and logically	38.46% (5) 0% (0)	38.46% (5) 0% (0)	23.08% (3) 0% (0)	0% (0)0% (0)	0% (0)0% (0)	13	0	0	
Ability to acquire new skills and knowledge on your own	30.77% (4) 0% (0)	53.85% (7) 0% (0)	15.38% (2) 0% (0)	0% (0)0% (0)	0% (0)0% (0)	13	0	0	
Ability to use the knowledge, ideas, or perspectives gained from your major field	30.77% (4) 0% (0)	61.54% (8) 0% (0)	7.69% (1) 0% (0)	0% (0)0% (0)	0% (0)0% (0)	13	0	0	
Ability to orally communicate well	38.46% (5) 0% (0)	38.46% (5) 0% (0)	23.08% (3) 0% (0)	0% (0)0% (0)	0% (0)0% (0)	13	0	0	
Ability to judge information/ideas/actions/conclusions based on sources/methods/reasoning	33.33% (4) 0% (0)	50% (6)0% (0)	16.67% (2) 0% (0)	0% (0)0% (0)	0% (0)0% (0)	12	0	0	
Ability to write effectively	7.69% (1) 0% (0)	38.46% (5) 0% (0)	53.85% (7) 0% (0)	0% (0)0% (0)	0% (0)0% (0)	13	0	0	
Ability to use information technology in intellectual and/or professional pursuits	25% (3)0% (0)	33.33% (4) 0% (0)	33.33% (4) 0% (0)	8.33% (1) 0% (0)	0% (0)0% (0)	12	0	0	
Ability to understand and appreciate cultural and ethnic differences between people	46.15% (6) 0% (0)	38.46% (5) 0% (0)	15.38% (2) 0% (0)	0% (0)0% (0)	0% (0)0% (0)	13	0	0	
Ability to understand international perspectives on economic, political, social, and cultural issues	35.71% (5) 0% (0)	21.43% (3) 0% (0)	42.86% (6) 0% (0)	0% (0)0% (0)	0% (0)0% (0)	14	0	0	
Ability to gain an understanding of or appreciation for the arts	30.77% (4) 0% (0)	30.77% (4) 0% (0)	38.46% (5) 0% (0)	0% (0)0% (0)	0% (0)0% (0)	13	0	0	
Ability to understand and apply quantitative principles and methods	30.77% (4) 0% (0)	38.46% (5) 0% (0)	30.77% (4) 0% (0)	0% (0)0% (0)	0% (0)0% (0)	13	0	0	
Ability to understand scientific method	38.46% (5) 0% (0)	30.77% (4) 0% (0)	30.77% (4) 0% (0)	0% (0)0% (0)	0% (0)0% (0)	13	0	0	
<b>Total Respondents</b>							<b>13</b>		

**15.** How well did Fitchburg State University prepare you for the following personal and professional situational skill sets:

	Very Well	Well	Neutral	Poorly	Very Poorly	Response Total	Points	Avg	
Your ability to work as a member of a team or group	53.85% (7)0% (0)	30.77% (4)0% (0)	15.38% (2)0% (0)	0% (0)0% (0)	0% (0)0% (0)	13	0	0	
Your ability to get along with people of diverse backgrounds and perspectives	50% (6)0% (0)	33.33% (4)0% (0)	16.67% (2)0% (0)	0% (0)0% (0)	0% (0)0% (0)	12	0	0	
Your ability to lead others effectively	50% (6)0% (0)	41.67% (5)0% (0)	8.33% (1)0% (0)	0% (0)0% (0)	0% (0)0% (0)	12	0	0	
Your ability to evaluate and choose between alternative courses of action	38.46% (5)0% (0)	46.15% (6)0% (0)	15.38% (2)0% (0)	0% (0)0% (0)	0% (0)0% (0)	13	0	0	
Your awareness of contemporary issues and their cause and consequences	33.33% (4)0% (0)	50% (6)0% (0)	16.67% (2)0% (0)	0% (0)0% (0)	0% (0)0% (0)	12	0	0	
<b>Total Respondents</b>							<b>13</b>		

**16.** What did we not ask you about but you feel we should know?

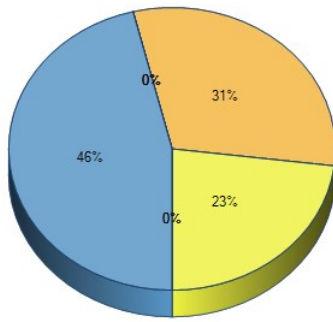
- N/A
- Some instructors did not seem to have a full grasp on subject material they were teaching, there is a need to evaluate them better.

**Total Respondents** 2

(skipped this question)

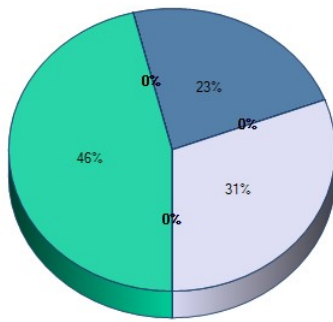
11

17. Please select the Degree you completed at Fitchburg State University from the list below.



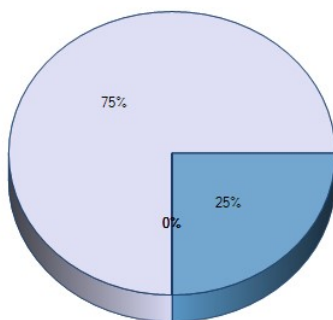
	Response Total	Response Percent
<input type="checkbox"/> Bachelor of Arts (BA)	0	0%
<input checked="" type="checkbox"/> Bachelor of Science (BS)	6	46%
<input type="checkbox"/> Cerfitcage of Graduate Study (CAGS)	0	0%
<input type="checkbox"/> Master of Arts (MA)	0	0%
<input type="checkbox"/> Master of Arts in Teaching (MAT)	0	0%
<input checked="" type="checkbox"/> Master of Busienss Administration (MBA)	4	31%
<input checked="" type="checkbox"/> Master of Education (MEd)	3	23%
<input checked="" type="checkbox"/> Master of Science (MS)	0	0%
<b>Total Respondents</b>	<b>13</b>	

18. Please select the major field your studied for your degree:



	Response Total	Response Percent
Arts (MA or MEd only)	0	0%
Biology	0	0%
Business Administration	6	46%
Chemistry	0	0%
Communication (MS only)	0	0%
Communications Media	0	0%
Computer Information Systems	0	0%
Computer Science	0	0%
Counseling (MS only)	0	0%
Criminal Justice	0	0%
Early Childhood Education	0	0%
Educational Leadership (CAGS only)	0	0%
Economics	0	0%
Elementary Education	0	0%
English Studies	0	0%
Environmental and Earth Science	0	0%
Game Design	0	0%
Geographic Science and Technology	0	0%
History	0	0%
Human Services	0	0%
Industrial Technology	3	23%
Interdisciplinary Studies	0	0%
LECOM Early Acceptance Programs	0	0%
Mathematics	0	0%
Middle School Education	0	0%
Nursing	0	0%
Occupational/Vocation Education	4	31%
Political Science	0	0%
Psychological Science	0	0%
Sociology	0	0%
Special Education	0	0%
Technology Education (Grades 5-12)	0	0%
<b>Total Respondents</b>	<b>13</b>	

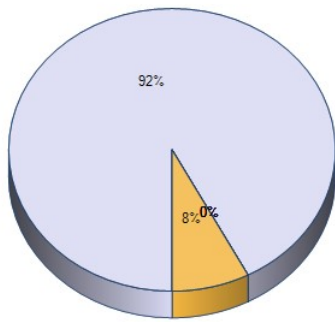
19. To which gender identity do you most identify?



	Response Total	Response Percent
Male	9	75%
Female	3	25%
Transgender Male	0	0%
Transgender Female	0	0%
Do not identify as female, male or transgender	0	0%
<b>Total Respondents</b>	<b>12</b>	
<b>(skipped this question)</b>	<b>1</b>	

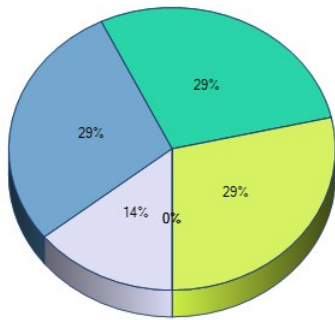
20. To which racial heritage do you predominantly identify?





	Response Total	Response Percent
White/Caucasian	12	92%
Asian	0	0%
Hispanic/Latino	0	0%
Black/African American	0	0%
American Indian	0	0%
Other	1	8%
<b>Total Respondents</b>	<b>13</b>	

21. How many dependents do you have (not including yourself)?



	Response Total	Response Percent
1	1	14%
2	2	29%
3	2	29%
4	2	29%
5	0	0%
5+	0	0%
<b>Total Respondents</b>	<b>7</b>	
<b>(skipped this question)</b>	<b>6</b>	