



First Year Alumni Feedback (2016/17 Graduates)

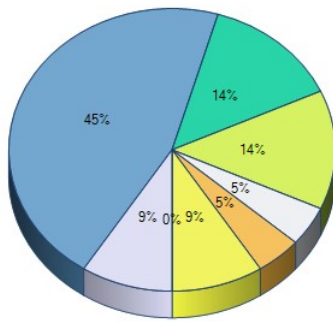
Survey Title: First-Year Alumni Feedback

Responses By Question Analysis:

1. We would like to know about your short-term plans. Please mark each of the following as they relate to you currently:

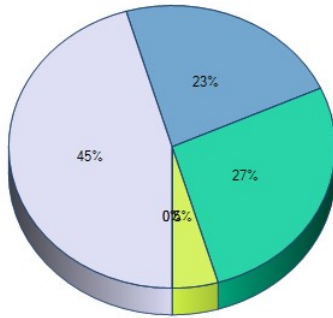
	Yes	No	Not Applicable	Response Total	Points	Avg
I am currently employed or have a job offer in a field directly related to my degree	83.33% (20)0% (0)	16.67% (4)0% (0)	0% (0)0% (0)	24	0	0
I am currently employed or have a job offer in a field that is not related to my degree	20% (4)0% (0)	65% (13)0% (0)	15% (3)0% (0)	20	0	0
I am searching for employment in a field directly related to my degree	21.05% (4)0% (0)	57.89% (11)0% (0)	21.05% (4)0% (0)	19	0	0
I am searching for employment in a field not directly related to my degree	5.26% (1)0% (0)	73.68% (14)0% (0)	21.05% (4)0% (0)	19	0	0
I have been accepted into a graduate program to continue my education at Fitchburg State University	9.52% (2)0% (0)	66.67% (14)0% (0)	23.81% (5)0% (0)	21	0	0
I have been accepted into a graduate or doctoral program to continue my education at another institution	5.26% (1)0% (0)	68.42% (13)0% (0)	26.32% (5)0% (0)	19	0	0
I am not planning to continue my education at this time	57.89% (11)0% (0)	26.32% (5)0% (0)	15.79% (3)0% (0)	19	0	0
I am a member of the Armed Forces	0% (0)0% (0)	84.21% (16)0% (0)	15.79% (3)0% (0)	19	0	0
				Total Respondents	24	

2. How long did it take you to find your current position?



	Response Total	Response Percent
Have not found a position yet	2	9%
Held the position while I completed my degree	10	45%
Secured my position prior to graduation	3	14%
Less than 30 days after graduation	3	14%
1 - 3 months after graduation	1	5%
4-6 months after graduation	1	5%
7 or more months after graduation	2	9%
Did not pursue employment	0	0%
Total Respondents (skipped this question)	22	2

3. Are you satisfied with the course of your career thus far?



	Response Total	Response Percent
Very Satisfied	10	45%
Satisfied	5	23%
Neutral	6	27%
Dissatisfied	1	5%
Very Dissatisfied	0	0%
Not Working at This Time	0	0%
Total Respondents (skipped this question)	22	2

4. Where are you currently employed and what is your job title?

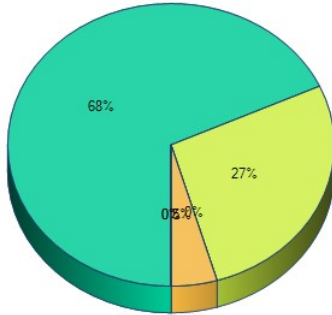
1. Field Engineer for construction company. Building of apartment complexes.
2. UNITIL SUPERVISOR OPERATION SERVICES
3. 6 Woods Construction. Office Manager/Bookkeeper
4. AZ Corporation as a Project Engineer
5. Town of Chelmsford Director of Business Development
6. Jay Cashman, Inc. Risk Management Administrator
7. Senior Mobile Developer
8. Diman Regional Vocational Technical High School Teacher
9. Advanced Cable Ties, VP of Operations.
10. HireVue, Regional Sales Manager
11. I am employed at Diman Regional Vocational Technical High School in Fall River, Massachusetts as an Electronics / Robotics Teacher.
12. PricewaterhouseCoopers Public Sector LLP; Management Consultant
13. I work At Travelers insurance as a claim's analyst.
14. I am currently working at Puffin Innovations as a Consultant Software Engineer.
15. marshalls and sales associate
16. MITRE Corporation Electrical Engineering Technologist
17. Director of Athletics at Roger Williams University
18. Business Analyst in the construction industry
19. Athol Savings Bank BRA Officer
20. Occupational/Vocational teacher
21. Locomobi - Sales Manager

22. Teacher, West Bridgewater Middle Senior High School.

Total Respondents 22

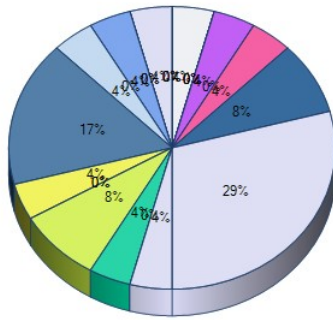
(skipped this question) 2

5. In what sector are you employed?



	Response Total	Response Percent
Not employed	0	0%
Self-employed	0	0%
For-profit corporation/company	15	68%
Government or other public institution or agency	6	27%
Military	0	0%
Non-profit organization, institution or NGO	1	5%
Total Respondents	22	
(skipped this question)	2	

6. Please select the industry that best describes your employer.



	Response Total	Response Percent
N/A - Not working	1	4%
Agriculture	0	0%
Biotech/Pharmaceutical	1	4%
Business Services	2	8%
Communications/Marketing/PR	0	0%
Computer Science/Technology	0	0%
Education: Higher Education	1	4%
Education: PreK - High School	4	17%
Engineering	1	4%
Environment	0	0%
Financial Services	1	4%
Fine/Performing Arts	0	0%
Food Service	0	0%
Healthcare	1	4%
Hospitality/Tourism/Travel	0	0%
Information Technology	0	0%
Law/Legal Services	0	0%
Manufacturing	1	4%
Media/Journalism/Publishing	0	0%
Medicine	0	0%
Military/Defense	0	0%
Politics/Public Policy/Advocacy	0	0%
Retail	1	4%
Social Services	0	0%
Sports/Fitness	1	4%
Technology	2	8%
Other, please specify	7	29%
Total Respondents	24	

- Construction
- Utilities (Electric & Gas)
- Construction/Restoration
- Construction
- Marine Construction
- Insurance
- Construction

7. We are always interested in our Alumni's continued interest in their personal and professional development. Which, if any, professional organizations have you joined since completing your program of study?

1. None
2. MassEcon, Chamber of Commerce, Middlesex 3 Coalition, Co-Star, MA BioTech Council
3. N/A
4. None
5. Greater Gardner Chamber of Commerce
6. SPIGIT, Pushpay, HireVue
7. SkillsUSA
8. NA
9. n/a
10. none
11. n/a
12. ACAMS
13. none

Total Respondents 13

(skipped this question) 11

8. We believe that Fitchburg State Alumni are always expanding their body of knowledge and would like to know what types of professional development activities you have engaged in since completion of your program of study? (i.e. attended conferences or workshops, given presentation at conference or workshops, conducting scholarly research, licensures or certifications completed, etc.)

1. None
2. guest speaker at Alzheimer's awareness events, represented municipality as Massachusetts Mayor's Association conference for Amazon HQ2, requested to present at the Massachusetts Planning Council,
3. N/A
4. None
5. N/a
6. work-related sales workshops
7. Attended various Electronics & Robotics workshops.
8. Certified ScrumMaster certified Facilitator
9. Given presentation
10. given presentation at a conference
11. none
12. n/a
13. Anti Money Laundering Certification through ACAMS
14. Matsol SEI
15. ISTE conference, MASScue conference, Professional teaching license.

Total Respondents 15

(skipped this question) 9

9. We like to know where our graduates are in the world. Please provide us with the city and state or country in which you currently reside.

1. Tewksbury, MASS
2. West Townsend, MA
3. Barre Ma
4. Rhode Island
5. Leominster, MA
6. Massachusetts
7. Florida, US
8. Fall River, MA
9. Athol, MA
10. Gardner, MA
Orlando, FL
11. "The Sunshine State!"
12. Fall River, Massachusetts

- 13. Washington, DC
- 14. Roselle Nj
- 15. Maynard, MA
- 16. Belchertown, MA
- 17. Bedford MA
- 18. Bristol, RI
- 19. Whitinsville, MA
- 20. Baldwinville MA 01436
- 21. Toronto, ON, Canada
- 22. Assonet, MA

Total Respondents 22

(skipped this question) 2

10. Rate the quality of the following in respect to the degree you received one year ago:

	Excellent	Good	Fair	Poor	Response Total	Points	Avg
Quality of faculty instruction	47.83% (11)0% (0)	39.13% (9)0% (0)	13.04% (3)0% (0)	0% (0)0% (0)	23	0	0
Level of individual attention	43.48% (10)0% (0)	47.83% (11)0% (0)	8.7% (2)0% (0)	0% (0)0% (0)	23	0	0
Quality of academic advisement	39.13% (9)0% (0)	30.43% (7)0% (0)	30.43% (7)0% (0)	0% (0)0% (0)	23	0	0
Curriculum linked to job related skills and knowledge	26.09% (6)0% (0)	43.48% (10)0% (0)	8.7% (2)0% (0)	21.74% (5)0% (0)	23	0	0
Preparation to meet the demands of my job	25% (6)0% (0)	45.83% (11)0% (0)	8.33% (2)0% (0)	20.83% (5)0% (0)	24	0	0
Preparation to continue my education	44% (11)0% (0)	28% (7)0% (0)	24% (6)0% (0)	4% (1)0% (0)	25	0	0
Total Respondents					23		
(skipped this question)					1		

11. Looking back at your academic career at Fitchburg State University, please select your level of agreement with the following:

	Strongly Agree	Agree	Neutral	Disagree	Strongly Disagree	Response Total	Points	Avg
The social and interpersonal skills you developed have impacted your life	26.09% (6)0% (0)	47.83% (11)0% (0)	26.09% (6)0% (0)	0% (0)0% (0)	0% (0)0% (0)	23	0	0
You have benefitted from the personal connections you made	26.09% (6)0% (0)	26.09% (6)0% (0)	34.78% (8)0% (0)	8.7% (2)0% (0)	4.35% (1)0% (0)	23	0	0
You have benefitted from the social networks of which you were/are a part	13.04% (3)0% (0)	34.78% (8)0% (0)	30.43% (7)0% (0)	21.74% (5)0% (0)	0% (0)0% (0)	23	0	0
The benefits of attending were worth the financial cost	52.17% (12)0% (0)	26.09% (6)0% (0)	4.35% (1)0% (0)	4.35% (1)0% (0)	13.04% (3)0% (0)	23	0	0
Total Respondents						23		
(skipped this question)						1		

12. How well did Fitchburg State University prepare you in terms of the following skill sets:

	Very Well	Well	Neutral	Poorly	Very Poorly	Response Total	Points	Avg
Ability to think analytically and logically	43.48% (10)0% (0)	39.13% (9)0% (0)	13.04% (3)0% (0)	4.35% (1)0% (0)	0% (0)0% (0)	23	0	0
Ability to acquire new skills and knowledge on your own	43.48% (10)0% (0)	39.13% (9)0% (0)	4.35% (1)0% (0)	13.04% (3)0% (0)	0% (0)0% (0)	23	0	0
Ability to use the knowledge, ideas, or perspectives gained from your major field	40% (10)0% (0)	36% (9)0% (0)	16% (4)0% (0)	4% (1)0% (0)	4% (1)0% (0)	25	0	0
Ability to orally communicate well	39.13% (9)0% (0)	39.13% (9)0% (0)	17.39% (4)0% (0)	0% (0)0% (0)	4.35% (1)0% (0)	23	0	0
Ability to judge information/ideas/actions/conclusions based on sources/methods/reasoning	40.91% (9)0% (0)	36.36% (8)0% (0)	13.64% (3)0% (0)	9.09% (2)0% (0)	0% (0)0% (0)	22	0	0

Ability to write effectively	45.45% (10) 0% (0)	27.27% (6) 0% (0)	27.27% (6) 0% (0)	0% (0)0% (0)	0% (0)0% (0)	22	0	0
Ability to use information technology in intellectual and/or professional pursuits	40.91% (9) 0% (0)	45.45% (10) 0% (0)	9.09% (2) 0% (0)	0% (0)0% (0)	4.55% (1) 0% (0)	22	0	0
Ability to understand and appreciate cultural and ethnic differences between people	28.57% (6) 0% (0)	42.86% (9) 0% (0)	28.57% (6) 0% (0)	0% (0)0% (0)	0% (0)0% (0)	21	0	0
Ability to understand international perspectives on economic, political, social, and cultural issues	31.82% (7) 0% (0)	45.45% (10) 0% (0)	9.09% (2) 0% (0)	13.64% (3) 0% (0)	0% (0)0% (0)	22	0	0
Ability to gain an understanding of or appreciation for the arts	31.82% (7) 0% (0)	27.27% (6) 0% (0)	22.73% (5) 0% (0)	13.64% (3) 0% (0)	4.55% (1) 0% (0)	22	0	0
Ability to understand and apply quantitative principles and methods	31.82% (7) 0% (0)	45.45% (10) 0% (0)	22.73% (5) 0% (0)	0% (0)0% (0)	0% (0)0% (0)	22	0	0
Ability to understand scientific method	27.27% (6) 0% (0)	36.36% (8) 0% (0)	22.73% (5) 0% (0)	9.09% (2) 0% (0)	4.55% (1) 0% (0)	22	0	0
Total Respondents						23		
(skipped this question)						1		

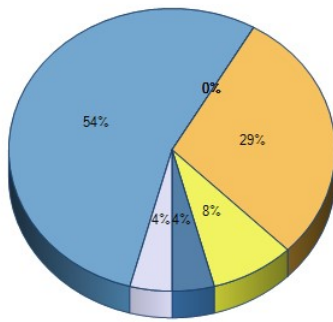
13. How well did Fitchburg State University prepare you for the following personal and professional situational skill sets:

	Very Well	Well	Neutral	Poorly	Very Poorly	Response Total	Points	Avg
Your ability to work as a member of a team or group	39.13% (9)0% (0)	43.48% (10) 0% (0)	13.04% (3) 0% (0)	4.35% (1)0% (0)	0% (0)0% (0)	23	0	0
Your ability to get along with people of diverse backgrounds and perspectives	42.86% (9)0% (0)	47.62% (10) 0% (0)	9.52% (2)0% (0)	0% (0)0% (0)	0% (0)0% (0)	21	0	0
Your ability to lead others effectively	36.36% (8)0% (0)	36.36% (8)0% (0)	22.73% (5) 0% (0)	4.55% (1)0% (0)	0% (0)0% (0)	22	0	0
Your ability to evaluate and choose between alternative courses of action	45.45% (10) 0% (0)	36.36% (8)0% (0)	13.64% (3) 0% (0)	4.55% (1)0% (0)	0% (0)0% (0)	22	0	0
Your awareness of contemporary issues and their cause and consequences	36.36% (8)0% (0)	40.91% (9)0% (0)	13.64% (3) 0% (0)	9.09% (2)0% (0)	0% (0)0% (0)	22	0	0
Total Respondents						22		
(skipped this question)						2		

14. What did we not ask you about but you feel we should know?

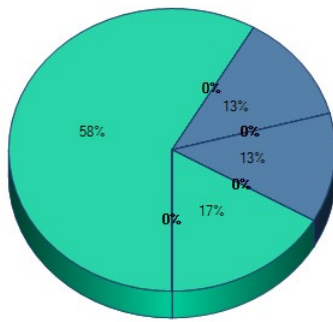
1.	N/A							
2.	communication and technical support provided throughout the duration of my education was excellent. I encouraged others to not be intimidated to return to school or graduate courses despite many years since previous degree obtained							
3.	I feel as if the computer classes should be based more on programs that are being used in the workplace today, rather than just excel. I took a computer class for my business major and all that was taught was excel which by the time you are a senior in college you should already know how to use.							
4.	not applicable							
5.	NA							
6.	n/a							
7.	nothing							
8.	I was an online learner, so the classroom dynamic was a bit different. Hard to answer a few of these questions.							
9.	none							
Total Respondents						9		
(skipped this question)						15		

15. Please select the Degree you completed at Fitchburg State University from the list below.



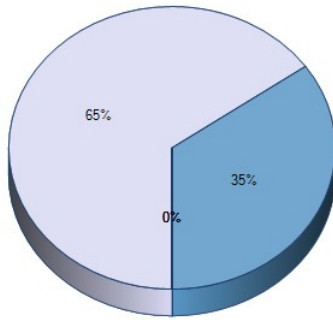
	Response Total	Response Percent
Bachelor of Arts (BA)	1	4%
Bachelor of Science (BS)	13	54%
Cerfitcage of Graduate Study (CAGS)	0	0%
Master of Arts (MA)	0	0%
Master of Arts in Teaching (MAT)	0	0%
Master of Busienss Administration (MBA)	7	29%
Master of Education (MEd)	2	8%
Master of Science (MS)	1	4%
Total Respondents	24	

16. Please select the major field your studied for your degree:



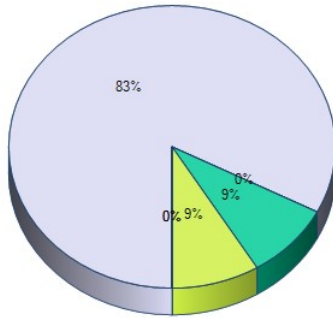
	Response Total	Response Percent
Arts (MEd only)	0	0%
Biology	0	0%
Business Administration	14	58%
Chemistry	0	0%
Communication (MS only)	0	0%
Communications Media	0	0%
Computer Information Systems	0	0%
Computer Science	3	12%
Counseling (MS only)	0	0%
Criminal Justice	0	0%
Early Childhood Education	0	0%
Educational Leadership	0	0%
Economics	0	0%
Elementary Education	0	0%
English Studies	0	0%
Environmental and Earth Science	0	0%
Game Design	0	0%
Geographic Science and Technology	0	0%
History	0	0%
Human Services	0	0%
Industrial Technology	3	12%
Interdisciplinary Studies	0	0%
LECOM Early Acceptance Programs	0	0%
Mathematics	0	0%
Middle School Education	0	0%
Nursing - General	0	0%
Nursing - LPN to Baccalaureate	0	0%
Nursing - RN to Baccalaureate	0	0%
Occupational/Vocation Education	4	17%
Political Science	0	0%
Psychological Science	0	0%
Sociology	0	0%
Special Education	0	0%
Technology Education (Grades 5-12)	0	0%
Total Respondents	24	

17. To which gender identity do you most identify?



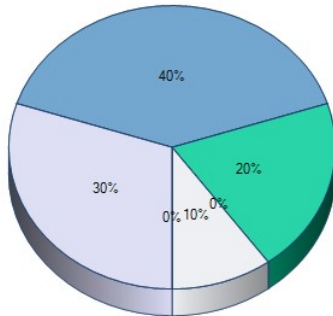
	Response Total	Response Percent
Male	15	65%
Female	8	35%
Transgender Male	0	0%
Transgender Female	0	0%
Do not identify as female, male or transgender	0	0%
Total Respondents (skipped this question)	23	1

18. To which racial heritage do you predominantly identify?



	Response Total	Response Percent
White/Caucasian	19	83%
Asian	0	0%
Hispanic/Latino	2	9%
Black/African American	2	9%
American Indian	0	0%
Other	0	0%
Total Respondents (skipped this question)	23	1

19. How many dependents do you have (not including yourself)?



	Response Total	Response Percent
1	3	30%
2	4	40%
3	2	20%
4	0	0%
5	1	10%
5+	0	0%
Total Respondents (skipped this question)	10	14