



Third Year Alumni Feedback 2014 2015 Grads

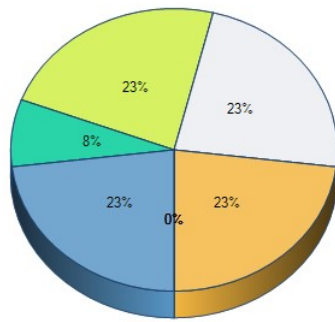
Survey Title: Third-Year Alumni Feedback

Responses By Question Analysis:

1. We would like to know about your short-term plans. Please mark each of the following as they relate to you currently:

| | Yes | No | Not Applicable | Response Total | Points | Avg |
|--|-------------------|-------------------|------------------|----------------|--------|-----|
| I am currently employed or have a job offer in a field closely related to my degree | 76.92% (10)0% (0) | 23.08% (3)0% (0) | 0% (0)0% (0) | 13 | 0 | 0 |
| I am currently employed or have a job offer in a field that is not related to my degree | 15.38% (2)0% (0) | 76.92% (10)0% (0) | 7.69% (1)0% (0) | 13 | 0 | 0 |
| I am searching for employment in a field closely related to my degree | 38.46% (5)0% (0) | 61.54% (8)0% (0) | 0% (0)0% (0) | 13 | 0 | 0 |
| I am searching for employment in a field not closely related to my degree | 15.38% (2)0% (0) | 76.92% (10)0% (0) | 7.69% (1)0% (0) | 13 | 0 | 0 |
| I have been accepted into a graduate program to continue my education at Fitchburg State University | 0% (0)0% (0) | 61.54% (8)0% (0) | 38.46% (5)0% (0) | 13 | 0 | 0 |
| I have been accepted into a graduate or doctoral program to continue my education at another institution | 23.08% (3)0% (0) | 53.85% (7)0% (0) | 23.08% (3)0% (0) | 13 | 0 | 0 |
| I am not planning to continue my education at this time | 33.33% (4)0% (0) | 41.67% (5)0% (0) | 25% (3)0% (0) | 12 | 0 | 0 |
| I am a member of the Armed Forces | 0% (0)0% (0) | 92.31% (12)0% (0) | 7.69% (1)0% (0) | 13 | 0 | 0 |
| Total Respondents | | | | 13 | | |

2. How long did it take you to find your first position after graduating?



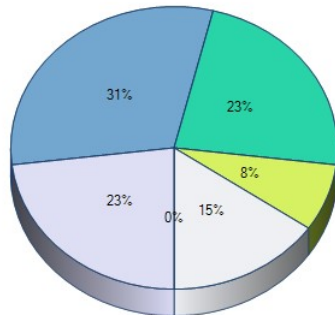
| | Response Total | Response Percent |
|---|----------------|------------------|
| Have not found a position yet | 0 | 0% |
| Held the position while I completed my degree | 3 | 23% |
| Secured my position prior to graduation | 1 | 8% |
| Less than 30 days after graduation | 3 | 23% |
| 1 - 3 months after graduation | 3 | 23% |
| 4-6 months after graduation | 3 | 23% |
| 7 or more months after graduation | 0 | 0% |
| Did not pursue employment | 0 | 0% |
| Total Respondents | 13 | |

3. How many times have you changed employers or been promoted since graduation three years ago?

1. 3
2. Twice
3. 4
4. I have not changed employers or been promoted (I teach, there really isn't any option for promotion).
5. Changed employer 2 times.
6. Once
7. 3 times
8. 5
9. I have not changed employers once securing the job I currently have,
10. I have not changed employers, and as a teacher there are few promotion opportunities. I have been elected to the Board of Trustees at my charter school, though.
11. Five times
12. I have been with my employer for 17 years and completed my UG and Grad while employed
13. 3 times

Total Respondents 13

4. Are you satisfied with the course of your career thus far?



| | Response Total | Response Percent |
|--------------------------|----------------|------------------|
| Very Satisfied | 3 | 23% |
| Satisfied | 4 | 31% |
| Neutral | 3 | 23% |
| Dissatisfied | 1 | 8% |
| Very Dissatisfied | 2 | 15% |
| Not Working at This Time | 0 | 0% |
| Total Respondents | 13 | |

5. Where are you currently employed and what is your job title?

1. Zoo New England, Marketing Coordinator
2. At a major financial institution. I'm a Financial Rep. II
3. Law clerk.
4. Andover High School in Andover, MA. English teacher.
5. Fitchburg State University, As a maintainer
6. Preschool teacher
7. Amazon Retail. I'm an associate.
8. Brown University, School of Professional Studies / Digital Media Producer, Editor
- 9.

I am a Communications Director at Connect Church in Ashland, MA. I started out leading the live production team as well as graphic & video creation. I have now built a volunteer team of about 30 people and have stepped into a higher role analyzing the branding and marketing techniques of the Church. We just opened a church campus in Framingham this March, and plan to expand to 7 campuses in the next 10 years. The average weekly attendance at this church is a little over 1,000.

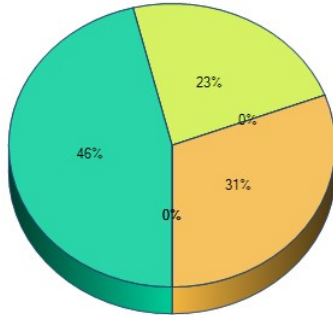
- 10. Sizer School in Fitchburg, MA – 9th Grade History Teacher.
- 11. Volt Information Sciences, Inc. as a private contractor working through American Tower Corporation as an account specialist.
- 12. Fitchburg State University, Associate Vice President Human Resources & Payroll Services

Total Respondents 12

(skipped this question)

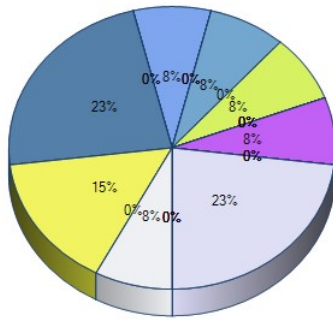
1

6. In what sector are you employed?



| | Response Total | Response Percent |
|--|----------------|------------------|
| Not employed | 0 | 0% |
| Self-employed | 0 | 0% |
| For-profit corporation/company | 6 | 46% |
| Government or other public institution or agency | 3 | 23% |
| Military | 0 | 0% |
| Non-profit organization, institution or NGO | 4 | 31% |
| Total Respondents | 13 | |

7. Please select the industry that best describes your employer.



| | Response Total | Response Percent |
|---------------------------------|----------------|------------------|
| N/A - Not working | 0 | 0% |
| Agriculture | 0 | 0% |
| Biotech/Pharmaceutical | 0 | 0% |
| Business Services | 0 | 0% |
| Communications/Marketing/PR | 1 | 8% |
| Computer Science/Technology | 0 | 0% |
| Education: Higher Education | 2 | 15% |
| Education: PreK - High School | 3 | 23% |
| Engineering | 0 | 0% |
| Environment | 0 | 0% |
| Financial Services | 1 | 8% |
| Fine/Performing Arts | 0 | 0% |
| Food Service | 0 | 0% |
| Healthcare | 0 | 0% |
| Hospitality/Tourism/Travel | 1 | 8% |
| Information Technology | 0 | 0% |
| Law/Legal Services | 1 | 8% |
| Manufacturing | 0 | 0% |
| Media/Journalism/Publishing | 0 | 0% |
| Medicine | 0 | 0% |
| Military/Defense | 0 | 0% |
| Politics/Public Policy/Advocacy | 0 | 0% |
| Retail | 1 | 8% |
| Social Services | 0 | 0% |
| Sports/Fitness | 0 | 0% |
| Technology | 0 | 0% |
| Other, please specify | 3 | 23% |
| Total Respondents | 13 | |

Tourism

Maintenance

Religious Organization - Non Profit

8. We are always interested in our Alumni's continued interest in their personal and professional development. Which, if any, professional organizations have you joined since completing your program of study?

1. None
2. NCTE
3. None
4. N/A
5. School of Motion, Brown University
6. N/A
7. I am on the Board of Trustees at Sizer School in Fitchburg, MA.
8. None
9. CUPA, SHRM

Total Respondents 9

(skipped this question) 4

9. We believe that Fitchburg State Alumni are always expanding their body of knowledge and would like to know what types of professional development activities you have engaged in since completion of your program of study? (i.e. attended conferences or workshops, given presentation at conference or workshops, conducting scholarly research, licensures or certifications completed, etc.)

1. Many courses, classes, current Notary Public.
2. Currently working on my jd at Suffolk university.
3. I now have my professional license. I have attended several different conferences over the years.
4. None
5. EEC certification
6. N/A
7. School of Motion's Animation Bootcamp, Facilitated Online Learning (FLO) Course at Brown University,
A lot of online classes and courses to expand my knowledge in the Adobe Suite, HTML & CSS (lynda.com), attended several conferences on team building, leadership (Grow conference, Seeds Conference, Relate Conference), as well as Live Production webinars to learn about the live streaming software & hardware we purchased to stream across campus locations (Living As One - Livestream Company), also online chats with professional social media gurus and analysts.
8. I attended the Coalition of Essential Schools conference last year. I engage in a number of online professional/personal development, and my high school offers professional development regularly.
9. None
10. Attended many conferences

Total Respondents 11

(skipped this question) 2

10. We like to know where our graduates are in the world. Please provide us with the city and state or country in which you currently reside.

1. Melrose, MA
2. Manchester, New Hampshire
3. Halifax, Ma
4. Leominster, MA
5. Gardner, ma
6. Massachusetts
7. Derry, NH
8. Providence, Rhode Island
9. Work in Ashland, MA / Live in Milford, MA
10. Fitchburg, MA – moving to Austin, TX for graduate school this summer and Washington, D.C. next summer for a policy apprenticeship.
11. Lowell, MA
12. Massachusetts

Total Respondents 12

(skipped this question) 1

11. Rate the quality of the following with respect to the degree you received three years ago:

| | Excellent | Good | Fair | Poor | Response Total | Points | Avg |
|---|------------------|------------------|------------------|------------------|----------------|--------|-----|
| Quality of faculty instruction | 15.38% (2)0% (0) | 69.23% (9)0% (0) | 7.69% (1)0% (0) | 7.69% (1)0% (0) | 13 | 0 | 0 |
| Level of individual attention | 28.57% (4)0% (0) | 42.86% (6)0% (0) | 28.57% (4)0% (0) | 0% (0)0% (0) | 14 | 0 | 0 |
| Quality of academic advisement | 23.08% (3)0% (0) | 30.77% (4)0% (0) | 38.46% (5)0% (0) | 7.69% (1)0% (0) | 13 | 0 | 0 |
| Curriculum linked to job related skills and knowledge | 7.69% (1)0% (0) | 69.23% (9)0% (0) | 7.69% (1)0% (0) | 15.38% (2)0% (0) | 13 | 0 | 0 |
| Preparation to meet the demands of my job | 15.38% (2)0% (0) | 53.85% (7)0% (0) | 23.08% (3)0% (0) | 7.69% (1)0% (0) | 13 | 0 | 0 |
| Preparation to continue my education | 7.69% (1)0% (0) | 46.15% (6)0% (0) | 30.77% (4)0% (0) | 15.38% (2)0% (0) | 13 | 0 | 0 |
| Total Respondents | | | | | 13 | | |

12. Please select your level of agreement with the following statements:

| | Very High | High | Average | Low | Very Low | Response Total | Points | Avg |
|---|-------------------|-------------------|-------------------|---------------|---------------|----------------|--------|-----|
| Overall satisfaction with my experience with Fitchburg State University | 28.57% (4) (0) | 35.71% (5) (0) | 35.71% (5) (0) | 0% (0) (0) | 0% (0) (0) | 14 | 0 | 0 |
| Total Respondents | | | | | | 13 | | |

13. Looking back at your academic career at Fitchburg State University, please select your level of agreement with the following:

| | Strongly Agree | Agree | Neutral | Disagree | Strongly Disagree | Response Total | Points | Avg |
|---|-------------------|-------------------|-------------------|------------------|-------------------|----------------|--------|-----|
| The social and interpersonal skills you developed have impacted your life | 38.46% (5) (0) | 23.08% (3) (0) | 23.08% (3) (0) | 7.69% (1) (0) | 7.69% (1) (0) | 13 | 0 | 0 |
| You have benefitted from the personal connections you made | 7.14% (1) (0) | 64.29% (9) (0) | 28.57% (4) (0) | 0% (0) (0) | 0% (0) (0) | 14 | 0 | 0 |
| You have benefitted from the social networks of which you were/are a part | 7.69% (1) (0) | 15.38% (2) (0) | 61.54% (8) (0) | 7.69% (1) (0) | 7.69% (1) (0) | 13 | 0 | 0 |
| The benefits of attending were worth the financial cost | 23.08% (3) (0) | 46.15% (6) (0) | 30.77% (4) (0) | 0% (0) (0) | 0% (0) (0) | 13 | 0 | 0 |
| Total Respondents | | | | | | 13 | | |

14. How well did Fitchburg State University prepare you in terms of the following skill sets:

| | Very Well | Well | Neutral | Poorly | Very Poorly | Response Total | Points | Avg |
|--|-------------------|-------------------|-------------------|-------------------|-------------------|----------------|--------|-----|
| Ability to think analytically and logically | 15.38% (2) (0) | 53.85% (7) (0) | 30.77% (4) (0) | 0% (0) (0) | 0% (0) (0) | 13 | 0 | 0 |
| Ability to acquire new skills and knowledge on your own | 30.77% (4) (0) | 46.15% (6) (0) | 23.08% (3) (0) | 0% (0) (0) | 0% (0) (0) | 13 | 0 | 0 |
| Ability to use the knowledge, ideas, or perspectives gained from your major field | 30.77% (4) (0) | 46.15% (6) (0) | 15.38% (2) (0) | 7.69% (1) (0) | 0% (0) (0) | 13 | 0 | 0 |
| Ability to orally communicate well | 23.08% (3) (0) | 7.69% (1) (0) | 61.54% (8) (0) | 7.69% (1) (0) | 0% (0) (0) | 13 | 0 | 0 |
| Ability to judge information/ideas/actions/conclusions based on sources/methods/reasoning | 23.08% (3) (0) | 46.15% (6) (0) | 30.77% (4) (0) | 0% (0) (0) | 0% (0) (0) | 13 | 0 | 0 |
| Ability to write effectively | 46.15% (6) (0) | 7.69% (1) (0) | 30.77% (4) (0) | 15.38% (2) (0) | 0% (0) (0) | 13 | 0 | 0 |
| Ability to use information technology in intellectual and/or professional pursuits | 23.08% (3) (0) | 30.77% (4) (0) | 30.77% (4) (0) | 15.38% (2) (0) | 0% (0) (0) | 13 | 0 | 0 |
| Ability to understand and appreciate cultural and ethnic differences between people | 38.46% (5) (0) | 23.08% (3) (0) | 30.77% (4) (0) | 0% (0) (0) | 7.69% (1) (0) | 13 | 0 | 0 |
| Ability to understand international perspectives on economic, political, social, and cultural issues | 28.57% (4) (0) | 21.43% (3) (0) | 35.71% (5) (0) | 7.14% (1) (0) | 7.14% (1) (0) | 14 | 0 | 0 |
| Ability to gain an understanding of or appreciation for the arts | 46.15% (6) (0) | 30.77% (4) (0) | 23.08% (3) (0) | 0% (0) (0) | 0% (0) (0) | 13 | 0 | 0 |
| Ability to understand and apply quantitative principles and methods | 23.08% (3) (0) | 15.38% (2) (0) | 38.46% (5) (0) | 7.69% (1) (0) | 15.38% (2) (0) | 13 | 0 | 0 |
| Ability to understand scientific method | 15.38% (2) (0) | 15.38% (2) (0) | 61.54% (8) (0) | 0% (0) (0) | 7.69% (1) (0) | 13 | 0 | 0 |
| Total Respondents | | | | | | 13 | | |

15. How well did Fitchburg State University prepare you for the following personal and professional situational skill sets:

| | Very Well | Well | Neutral | Poorly | Very Poorly | Response Total | Points | Avg |
|---|-------------------|-------------------|-------------------|-------------------|---------------|----------------|--------|-----|
| Your ability to work as a member of a team or group | 23.08% (3) (0) | 30.77% (4) (0) | 46.15% (6) (0) | 0% (0) (0) | 0% (0) (0) | 13 | 0 | 0 |
| Your ability to get along with people of diverse backgrounds and perspectives | 30.77% (4) (0) | 38.46% (5) (0) | 30.77% (4) (0) | 0% (0) (0) | 0% (0) (0) | 13 | 0 | 0 |
| Your ability to lead others effectively | 23.08% (3) (0) | 38.46% (5) (0) | 30.77% (4) (0) | 7.69% (1) (0) | 0% (0) (0) | 13 | 0 | 0 |
| Your ability to evaluate and choose between | 23.08% (3) (0) | 30.77% (4) (0) | 30.77% (4) (0) | 15.38% (2) (0) | 0% (0) (0) | 13 | 0 | 0 |

alternative courses of action

| | | | | | | | | | | | |
|--|------------|-----------|----|------------|--------|--------|-----------|----|----|---|---|
| Your awareness of contemporary issues and their cause and consequences | 38.46% (5) | 7.69% (1) | 0% | 46.15% (6) | 0% (0) | 0% (0) | 7.69% (1) | 0% | 13 | 0 | 0 |
|--|------------|-----------|----|------------|--------|--------|-----------|----|----|---|---|

Total Respondents 13

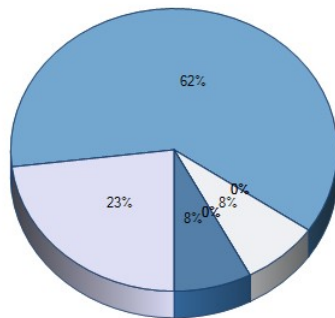
16. What did we not ask you about but you feel we should know?

1. My major: Communications Media
2. The job market is difficult to get into. Maybe ask what FSU can do to help with that.
3. About internships + scholarships + work study jobs....the impact they had on my ability to graduate.
4. What organizations were you apart of? Do you communicate with them?
5. N/A
6. I do not think my personal social network gained at Fitchburg has helped me, but the relationships I developed with faculty has proved immensely beneficial to my future. I also think the socioeconomic diversity of FSU helped me appreciate perspectives better than had I attended a private school.

Total Respondents 6

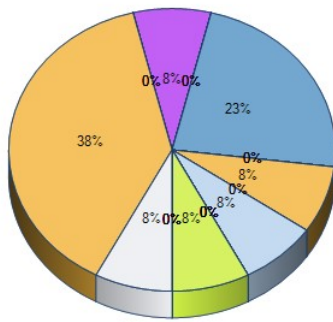
(skipped this question) 7

17. Please select the Degree you completed at Fitchburg State University from the list below.



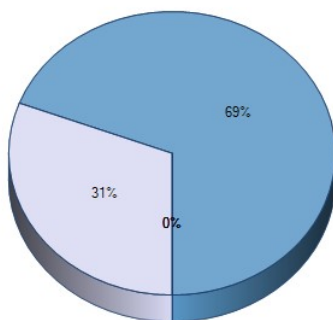
| | Response Total | Response Percent |
|---|----------------|------------------|
| Bachelor of Arts (BA) | 3 | 23% |
| Bachelor of Science (BS) | 8 | 62% |
| Cerfitcage of Graduate Study (CAGS) | 0 | 0% |
| Master of Arts (MA) | 0 | 0% |
| Master of Arts in Teaching (MAT) | 1 | 8% |
| Master of Busienss Administration (MBA) | 0 | 0% |
| Master of Education (MEd) | 0 | 0% |
| Master of Science (MS) | 1 | 8% |
| Total Respondents | 13 | |

18. Please select the major field your studied for your degree:



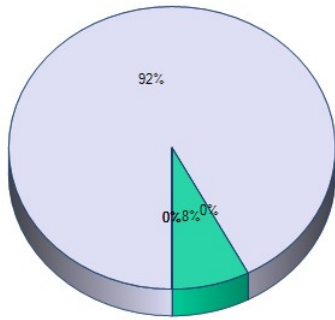
| | Response Total | Response Percent |
|------------------------------------|----------------|------------------|
| Arts (MA or MEd only) | 0 | 0% |
| Biology | 0 | 0% |
| Business Administration | 0 | 0% |
| Chemistry | 0 | 0% |
| Communication (MS only) | 1 | 8% |
| Communications Media | 5 | 38% |
| Computer Information Systems | 0 | 0% |
| Computer Science | 0 | 0% |
| Counseling (MS only) | 0 | 0% |
| Criminal Justice | 1 | 8% |
| Early Childhood Education | 0 | 0% |
| Educational Leadership (CAGS only) | 0 | 0% |
| Economics | 0 | 0% |
| Elementary Education | 0 | 0% |
| English Studies | 3 | 23% |
| Environmental and Earth Science | 0 | 0% |
| Game Design | 0 | 0% |
| Geographic Science and Technology | 0 | 0% |
| History | 1 | 8% |
| Human Services | 0 | 0% |
| Industrial Technology | 0 | 0% |
| Interdisciplinary Studies | 1 | 8% |
| LECOM Early Acceptance Programs | 0 | 0% |
| Mathematics | 0 | 0% |
| Middle School Education | 0 | 0% |
| Nursing | 0 | 0% |
| Occupational/Vocation Education | 0 | 0% |
| Political Science | 0 | 0% |
| Psychological Science | 0 | 0% |
| Sociology | 1 | 8% |
| Special Education | 0 | 0% |
| Technology Education (Grades 5-12) | 0 | 0% |
| Total Respondents | 13 | |

19. To which gender identity do you most identify?



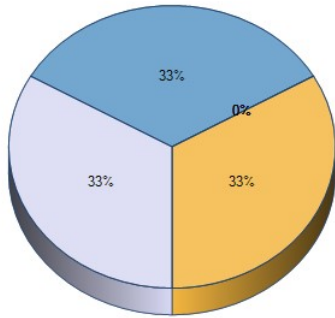
| | Response Total | Response Percent |
|--|----------------|------------------|
| Male | 4 | 31% |
| Female | 9 | 69% |
| Transgender Male | 0 | 0% |
| Transgender Female | 0 | 0% |
| Do not identify as female, male or transgender | 0 | 0% |
| Total Respondents | 13 | |

20. To which racial heritage do you predominantly identify?



| | Response Total | Response Percent |
|--------------------------|----------------|------------------|
| White/Caucasian | 12 | 92% |
| Asian | 0 | 0% |
| Hispanic/Latino | 1 | 8% |
| Black/African American | 0 | 0% |
| American Indian | 0 | 0% |
| Other | 0 | 0% |
| Total Respondents | 13 | |

21. How many dependents do you have (not including yourself)?



| | Response Total | Response Percent |
|--------------------------------|----------------|------------------|
| 1 | 1 | 33% |
| 2 | 1 | 33% |
| 3 | 0 | 0% |
| 4 | 0 | 0% |
| 5 | 0 | 0% |
| 5+ | 1 | 33% |
| Total Respondents | 3 | |
| (skipped this question) | 10 | |