



## First Year Alumni Feedback (2016/17 Graduates)

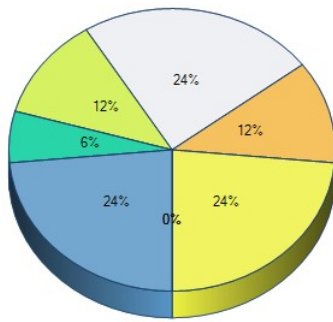
Survey Title: First-Year Alumni Feedback

### Responses By Question Analysis:

1. We would like to know about your short-term plans. Please mark each of the following as they relate to you currently:

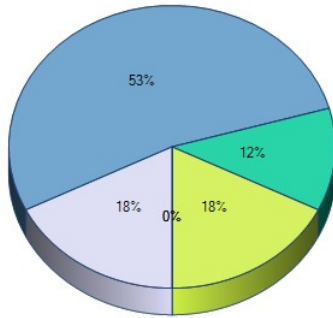
	Yes	No	Not Applicable	Response Total	Points	Avg
I am currently employed or have a job offer in a field directly related to my degree	47.62% (10)0% (0)	52.38% (11)0% (0)	0% (0)0% (0)	21	0	0
I am currently employed or have a job offer in a field that is not related to my degree	33.33% (7)0% (0)	52.38% (11)0% (0)	14.29% (3)0% (0)	21	0	0
I am searching for employment in a field directly related to my degree	60% (12)0% (0)	30% (6)0% (0)	10% (2)0% (0)	20	0	0
I am searching for employment in a field not directly related to my degree	28.57% (6)0% (0)	47.62% (10)0% (0)	23.81% (5)0% (0)	21	0	0
I have been accepted into a graduate program to continue my education at Fitchburg State University	4.35% (1)0% (0)	56.52% (13)0% (0)	39.13% (9)0% (0)	23	0	0
I have been accepted into a graduate or doctoral program to continue my education at another institution	22.73% (5)0% (0)	36.36% (8)0% (0)	40.91% (9)0% (0)	22	0	0
I am not planning to continue my education at this time	47.62% (10)0% (0)	28.57% (6)0% (0)	23.81% (5)0% (0)	21	0	0
I am a member of the Armed Forces	4.76% (1)0% (0)	90.48% (19)0% (0)	4.76% (1)0% (0)	21	0	0
				<b>Total Respondents</b>	<b>21</b>	

2. How long did it take you to find your current position?



	Response Total	Response Percent
Have not found a position yet	0	0%
Held the position while I completed my degree	4	24%
Secured my position prior to graduation	1	6%
Less than 30 days after graduation	2	12%
1 - 3 months after graduation	4	24%
4-6 months after graduation	2	12%
7 or more months after graduation	4	24%
Did not pursue employment	0	0%
<b>Total Respondents (skipped this question)</b>	<b>17</b>	<b>4</b>

3. Are you satisfied with the course of your career thus far?



	Response Total	Response Percent
Very Satisfied	3	18%
Satisfied	9	53%
Neutral	2	12%
Dissatisfied	3	18%
Very Dissatisfied	0	0%
Not Working at This Time	0	0%
<b>Total Respondents (skipped this question)</b>	<b>17</b>	<b>4</b>

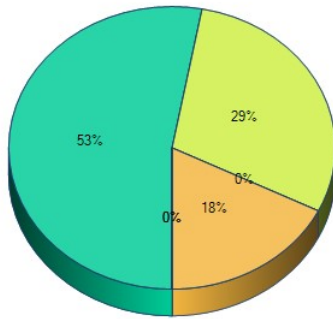
4. Where are you currently employed and what is your job title?

1. Currently employed with Cambridge Health Alliance hospital as a police officer.
2. I work as a temp through Adecco at Smith's Medical as a graphic designer in the Labeling Department
3. Youth Billages Germaine Lawrence as a Behavioral Youth Counselor
4. I am currently working at a summer camp called Wanakee and my title is Assistant Director
5. The Leominster Police Department as a full time police officer an training at a traditional MPTC academy not at Fitchburg State.
6. C&S Wholesale Grocers Marketing and Design Coordinator
7. Clark University, Librarian
8. Herb Chambers Ford of Westborough Internet Marketing Specialist
9. I am currently the Unit Manager/Production Coordinator for Chronicle on WCVB Channel 5 Boston.
10. BorrowLenses as a Video Receiving Technician
11. I currently work a few hours a month at the job i have had since high school, 14 years ago, managing a gymnastics facility. I had a baby 9 months after graduation and have decided to be a stay at home Mom to my 2 young children for the time being. No job offers or leads that can cover the salary needed.
12. McLean Hospital as a Mental Health Specialist.
13. Allen Lund Company- Transportation Broker
14. Chinese restaurant. I am a cashier.
15. Merrimack County department of corrections, my title is Correctional Officer
16. Waitress/bartender at franklin country club
17. Para educator at Boston Public Schools

**Total Respondents 17**

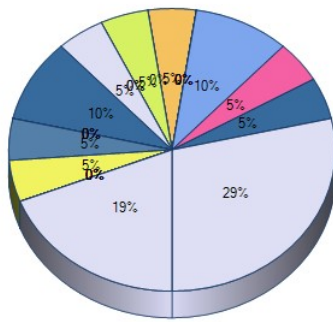
(skipped this question) 4

5. In what sector are you employed?



	Response Total	Response Percent
Not employed	0	0%
Self-employed	0	0%
For-profit corporation/company	9	53%
Government or other public institution or agency	5	29%
Military	0	0%
Non-profit organization, institution or NGO	3	18%
<b>Total Respondents</b>	<b>17</b>	
<b>(skipped this question)</b>	<b>4</b>	

6. Please select the industry that best describes your employer.



	Response Total	Response Percent
N/A - Not working	4	19%
Agriculture	0	0%
Biotech/Pharmaceutical	0	0%
Business Services	0	0%
Communications/Marketing/PR	0	0%
Computer Science/Technology	0	0%
Education: Higher Education	1	5%
Education: PreK - High School	1	5%
Engineering	0	0%
Environment	0	0%
Financial Services	0	0%
Fine/Performing Arts	0	0%
Food Service	2	10%
Healthcare	1	5%
Hospitality/Tourism/Travel	0	0%
Information Technology	0	0%
Law/Legal Services	1	5%
Manufacturing	0	0%
Media/Journalism/Publishing	1	5%
Medicine	0	0%
Military/Defense	0	0%
Politics/Public Policy/Advocacy	0	0%
Retail	0	0%
Social Services	2	10%
Sports/Fitness	1	5%
Technology	1	5%
Other, please specify	6	29%
<b>Total Respondents</b>	<b>21</b>	

Summer camp

Wholesale Grocer

Automotive

Film and video/photography

Transportation

Law enforcement

7. We are always interested in our Alumni's continued interest in their personal and professional development. Which, if any, professional organizations have you joined since completing your program of study?

1. Currently am in the part time police academy with the ultimate goal of going to the full time police academy and being a full time police officer. I am also interested in going to obtain my masters degree in criminal justice at some point in the future.
2. None

3. None
4. None
5. n/a
6. None.
7. USA Track & Field
8. None
9. Nothing new. However, the association of college unions international is where I am currently getting my career information.
10. None.
11. Mamhca, Salem State University
12. N/A
13. Masspirg Students, CVS Health

**Total Respondents 13**

(skipped this question) 8

**8.** We believe that Fitchburg State Alumni are always expanding their body of knowledge and would like to know what types of professional development activities you have engaged in since completion of you program of study? (i.e. attended conferences or workshops, given presentation at conference or workshops, conducting scholarly research, licensures or certifications completed, etc.)

1. I have completed an EMT course and am a licensed EMT. I am currently in the part time police academy and plan to eventually go to the full time academy at some point in the future.
2. Game design meetups in Boston, studying Blender
3. None
4. None
5. Attended the American Camp Association New England conference
6. Attended workshops offered by my company
7. None.
8. N/A
9. None
10. None
11. None
12. Graduate school
13. None
14. Self-study of field literature, meeting with professionals in the field

**Total Respondents 14**

(skipped this question) 7

**9.** We like to know where our graduates are in the world. Please provide us with the city and state or country in which you currently reside.

1. Malden, Massachusetts
2. Nashua, NH
3. Keene, NH currently. Trying to relocate to the Metrowest Area of Boston
4. Somerville, MA
5. Merrimack, NH
6. Leominster, Massachusetts
7. Winchendon, MA
8. Fitchburg, MA
9. Gardner, MA
10. Saugus, Massachusetts
11. Fitchburg, MA
12. Waltham MA
13. Nashua, NH
14. Malden, Massachusetts
15. Reading MA
16. Ashby, MA

17. NH  
 18. Attleboro, MA  
 19. Pascoag, RI  
 20. Medford, MA

**Total Respondents 20**

(skipped  
 this  
 question) 1

**10.** Rate the quality of the following in respect to the degree you received one year ago:

	Excellent	Good	Fair	Poor	Response Total	Points	Avg
Quality of faculty instruction	85.71% (18) (0)	14.29% (3) (0)	0% (0) (0)	0% (0) (0)	21	0	0
Level of individual attention	72.73% (16) (0)	27.27% (6) (0)	0% (0) (0)	0% (0) (0)	22	0	0
Quality of academic advisement	52.38% (11) (0)	42.86% (9) (0)	0% (0) (0)	4.76% (1) (0)	21	0	0
Curriculum linked to job related skills and knowledge	33.33% (7) (0)	47.62% (10) (0)	19.05% (4) (0)	0% (0) (0)	21	0	0
Preparation to meet the demands of my job	38.1% (8) (0)	28.57% (6) (0)	23.81% (5) (0)	9.52% (2) (0)	21	0	0
Preparation to continue my education	38.1% (8) (0)	42.86% (9) (0)	19.05% (4) (0)	0% (0) (0)	21	0	0
<b>Total Respondents</b>					<b>21</b>		

**11.** Looking back at your academic career at Fitchburg State University, please select your level of agreement with the following:

	Strongly Agree	Agree	Neutral	Disagree	Strongly Disagree	Response Total	Points	Avg
The social and interpersonal skills you developed have impacted your life	71.43% (15) 0% (0)	23.81% (5) 0% (0)	0% (0) (0)	4.76% (1) (0)	0% (0) (0)	21	0	0
You have benefitted from the personal connections you made	50% (11) (0)	31.82% (7) 0% (0)	13.64% (3) 0% (0)	4.55% (1) (0)	0% (0) (0)	22	0	0
You have benefitted from the social networks of which you were/are a part	40% (8) (0)	35% (7) (0)	15% (3) (0)	10% (2) (0)	0% (0) (0)	20	0	0
The benefits of attending were worth the financial cost	47.62% (10) 0% (0)	33.33% (7) 0% (0)	19.05% (4) 0% (0)	0% (0) (0)	0% (0) (0)	21	0	0
<b>Total Respondents</b>						<b>21</b>		

**12.** How well did Fitchburg State University prepare you in terms of the following skill sets:

	Very Well	Well	Neutral	Poorly	Very Poorly	Response Total	Points	Avg
Ability to think analytically and logically	61.9% (13) 0% (0)	38.1% (8) (0)	0% (0) (0)	0% (0) (0)	0% (0) (0)	21	0	0
Ability to acquire new skills and knowledge on your own	71.43% (15) 0% (0)	28.57% (6) 0% (0)	0% (0) (0)	0% (0) (0)	0% (0) (0)	21	0	0
Ability to use the knowledge, ideas, or perspectives gained from your major field	76.19% (16) 0% (0)	23.81% (5) 0% (0)	0% (0) (0)	0% (0) (0)	0% (0) (0)	21	0	0
Ability to orally communicate well	66.67% (14) 0% (0)	23.81% (5) 0% (0)	9.52% (2) 0% (0)	0% (0) (0)	0% (0) (0)	21	0	0
Ability to judge information/ideas/actions/conclusions based on sources/methods/reasoning	76.19% (16) 0% (0)	19.05% (4) 0% (0)	4.76% (1) 0% (0)	0% (0) (0)	0% (0) (0)	21	0	0
Ability to write effectively	71.43% (15) 0% (0)	19.05% (4) 0% (0)	9.52% (2) 0% (0)	0% (0) (0)	0% (0) (0)	21	0	0
Ability to use information technology in intellectual and/or professional pursuits	57.14% (12) 0% (0)	28.57% (6) 0% (0)	9.52% (2) 0% (0)	4.76% (1) 0% (0)	0% (0) (0)	21	0	0
Ability to understand and appreciate cultural and ethnic differences between people	71.43% (15) 0% (0)	23.81% (5) 0% (0)	4.76% (1) 0% (0)	0% (0) (0)	0% (0) (0)	21	0	0
Ability to understand international perspectives on economic, political, social, and cultural issues	38.1% (8) (0)	47.62% (10) 0% (0)	9.52% (2) 0% (0)	4.76% (1) 0% (0)	0% (0) (0)	21	0	0

Ability to gain an understanding of or appreciation for the arts	57.14% (12) 0% (0)	23.81% (5) 0% (0)	9.52% (2) 0% (0)	9.52% (2) 0% (0)	0% (0) 0%	21	0	0
Ability to understand and apply quantitative principles and methods	38.1% (8) 0%	38.1% (8) 0%	23.81% (5) 0% (0)	0% (0) 0%	0% (0) 0%	21	0	0
Ability to understand scientific method	42.86% (9) 0% (0)	28.57% (6) 0% (0)	28.57% (6) 0% (0)	0% (0) 0%	0% (0) 0%	21	0	0
<b>Total Respondents</b>						<b>21</b>		

**13.** How well did Fitchburg State University prepare you for the following personal and professional situational skill sets:

	Very Well	Well	Neutral	Poorly	Very Poorly	Response Total	Points	Avg
Your ability to work as a member of a team or group	61.9% (13) 0%	33.33% (7) 0%	4.76% (1) 0%	0% (0) 0%	0% (0) 0%	21	0	0
Your ability to get along with people of diverse backgrounds and perspectives	71.43% (15) 0%	19.05% (4) 0%	9.52% (2) 0%	0% (0) 0%	0% (0) 0%	21	0	0
Your ability to lead others effectively	61.9% (13) 0%	23.81% (5) 0%	9.52% (2) 0%	4.76% (1) 0%	0% (0) 0%	21	0	0
Your ability to evaluate and choose between alternative courses of action	61.9% (13) 0%	23.81% (5) 0%	14.29% (3) 0%	0% (0) 0%	0% (0) 0%	21	0	0
Your awareness of contemporary issues and their cause and consequences	40.91% (9) 0%	50% (11) 0%	9.09% (2) 0%	0% (0) 0%	0% (0) 0%	22	0	0
<b>Total Respondents</b>						<b>21</b>		

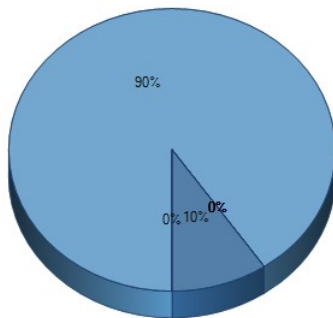
**14.** What did we not ask you about but you feel we should know?

- One thing that should have been asked is how do you feel we helped you when it comes to interviews and how competitive the job market can truly be.
- Get Better Computer Science teachers
- The professors that you feel best prepared you for professional life. For me: Professor Rob Carr and Dr. John Chetro-Szivos.
- Job placement in my field post-graduation. I have a masters degree and still don't have a halfways decent job nor one directly related to my area of study, nor my career field of choice.
- N/A
- Inconsistency in entry-level classes and classes that are required of everyone. Some are much more difficult or easier depending on the professor for the same class.

**Total Respondents 6**

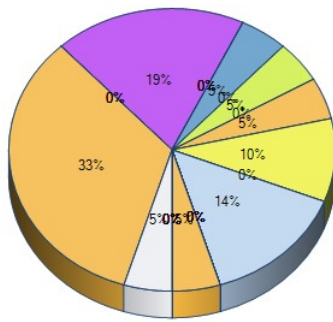
(skipped this question) 15

**15.** Please select the Degree you completed at Fitchburg State University from the list below.



	Response Total	Response Percent
Bachelor of Arts (BA)	0	0%
Bachelor of Science (BS)	19	90%
Cerfitcage of Graduate Study (CAGS)	0	0%
Master of Arts (MA)	0	0%
Master of Arts in Teaching (MAT)	0	0%
Master of Busienss Administration (MBA)	0	0%
Master of Education (MEd)	0	0%
Master of Science (MS)	2	10%
<b>Total Respondents</b>		<b>21</b>

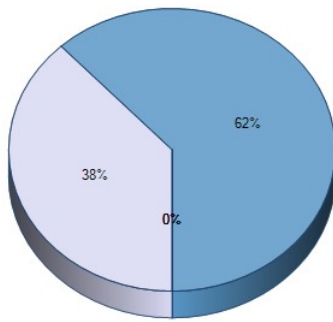
**16.** Please select the major field your studied for your degree:



	Response Total	Response Percent
Arts (MEd only)	0	0%
Biology	0	0%
Business Administration	0	0%
Chemistry	0	0%
Communication (MS only)	1	5%
Communications Media	7	33%
Computer Information Systems	0	0%
Computer Science	0	0%
Counseling (MS only)	0	0%
Criminal Justice	4	19%
Early Childhood Education	0	0%
Educational Leadership	0	0%
Economics	0	0%
Elementary Education	0	0%
English Studies	1	5%
Environmental and Earth Science	0	0%
Game Design	1	5%
Geographic Science and Technology	0	0%
History	1	5%
Human Services	2	10%
Industrial Technology	0	0%
Interdisciplinary Studies	3	14%
LECOM Early Acceptance Programs	0	0%
Mathematics	0	0%
Middle School Education	0	0%
Nursing - General	0	0%
Nursing - LPN to Baccalaureate	0	0%
Nursing - RN to Baccalaureate	0	0%
Occupational/Vocation Education	0	0%
Political Science	0	0%
Psychological Science	0	0%
Sociology	1	5%
Special Education	0	0%
Technology Education (Grades 5-12)	0	0%
<b>Total Respondents</b>	<b>21</b>	

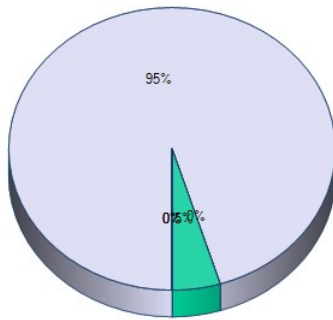
17. To which gender identity do you most identify?





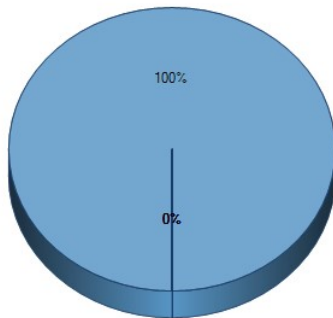
	Response Total	Response Percent
Male	8	38%
Female	13	62%
Transgender Male	0	0%
Transgender Female	0	0%
Do not identify as female, male or transgender	0	0%
<b>Total Respondents</b>	<b>21</b>	

18. To which racial heritage do you predominantly identify?



	Response Total	Response Percent
White/Caucasian	20	95%
Asian	0	0%
Hispanic/Latino	1	5%
Black/African American	0	0%
American Indian	0	0%
Other	0	0%
<b>Total Respondents</b>	<b>21</b>	

19. How many dependents do you have (not including yourself)?



	Response Total	Response Percent
1	0	0%
2	1	100%
3	0	0%
4	0	0%
5	0	0%
5+	0	0%
<b>Total Respondents</b>	<b>1</b>	
<b>(skipped this question)</b>	<b>20</b>	