



Fifth Year Alumni Feedback 2012 2013 Grads

Survey Title: Fifth-Year Alumni Feedback

Responses By Question Analysis:

1. We would like to know about your short-term plans. Please mark each of the following as they relate to you currently:

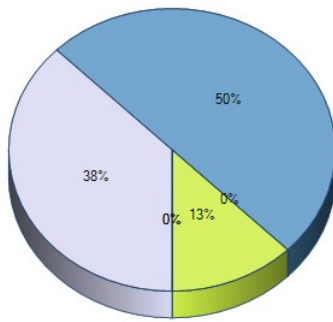
	Yes	No	Not Applicable	Response Total	Points	Avg
I am currently employed or have a job offer in a field closely related to my degree	100% (8)0% (0)	0% (0)0% (0)	0% (0)0% (0)	8	0	0
I am currently employed or have a job offer in a field that is not related to my degree	14.29% (1)0% (0)	85.71% (6)0% (0)	0% (0)0% (0)	7	0	0
I am searching for employment in a field closely related to my degree	28.57% (2)0% (0)	57.14% (4)0% (0)	14.29% (1)0% (0)	7	0	0
I am searching for employment in a field not closely related to my degree	0% (0)0% (0)	85.71% (6)0% (0)	14.29% (1)0% (0)	7	0	0
I have been accepted into a graduate program to continue my education at Fitchburg State University	14.29% (1)0% (0)	57.14% (4)0% (0)	28.57% (2)0% (0)	7	0	0
I have been accepted into a graduate or doctoral program to continue my education at another institution	0% (0)0% (0)	85.71% (6)0% (0)	14.29% (1)0% (0)	7	0	0
I am not planning to continue my education at this time	57.14% (4)0% (0)	42.86% (3)0% (0)	0% (0)0% (0)	7	0	0
I am a member of the Armed Forces	0% (0)0% (0)	83.33% (5)0% (0)	16.67% (1)0% (0)	6	0	0
Total Respondents				8		

2. How many times have you changed employers or been promoted since graduation five years ago?

1. One time but still a Special Education Teacher
2. None.
3. After receiving my M.Ed. I took my first position as a short term substitute (3 months) that turned into a full school year. The teacher I was replacing returned for the following year and I went to another district. That position was eliminated but the teacher that I subbed for at the first district decided to retire and I was hired back. I am just completing my 3rd year, and I believe I will now be tenured in this district.
4. 4
5. I graduated with my masters in 2013. I am still currently employed by the same school district. I have worked there for the past 8 years.
6. zero. same employer.
7. zero times; I am with the same employer
8. None

Total Respondents 8

3. Are you satisfied with the course of your career thus far?



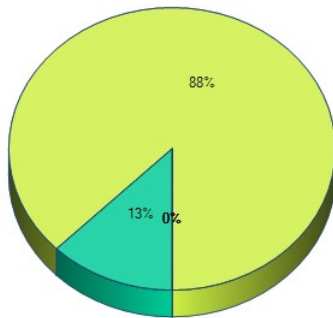
	Response Total	Response Percent
Very Satisfied	3	38%
Satisfied	4	50%
Neutral	0	0%
Dissatisfied	1	12%
Very Dissatisfied	0	0%
Not Working at This Time	0	0%
Total Respondents	8	

4. Where are you currently employed and what is your job title?

1. Colebrook high school through CASE Collaborative. English/Sped Teacher
2. Northwest Child Development Center - Lead Preschool Teacher
Walgreens - Sales Associate
3. Special Education Teacher at Burlington, MA High School.
4. I am a public high school mathematics teacher
5. I am a third grade teacher. I am employed in the GDRSD.
6. Special Education Teacher, Harvard Public School
7. Southeastern Regional Technical High School as a Vocational Instructor
8. Medway High School as a Physics & Engineering Teacher. Also at Focus Eduvation as a Consultant.

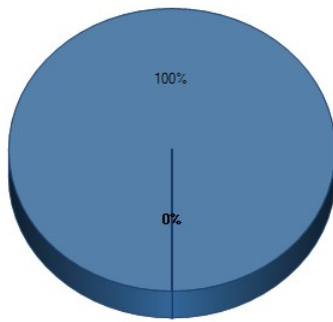
Total Respondents 8

5. In what sector are you employed?



	Response Total	Response Percent
Not employed	0	0%
Self-employed	0	0%
For-profit corporation/company	1	12%
Government or other public institution or agency	7	88%
Military	0	0%
Non-profit organization, institution or NGO	0	0%
Total Respondents	8	

6. Please select the industry that best describes your employer.



	Response Total	Response Percent
N/A - Not working	0	0%
Agriculture	0	0%
Biotech/Pharmaceutical	0	0%
Business Services	0	0%
Communications/Marketing/PR	0	0%
Computer Science/Technology	0	0%
Education: Higher Education	0	0%
Education: PreK - High School	8	100%
Engineering	0	0%
Environment	0	0%
Financial Services	0	0%
Fine/Performing Arts	0	0%
Food Service	0	0%
Healthcare	0	0%
Hospitality/Tourism/Travel	0	0%
Information Technology	0	0%
Law/Legal Services	0	0%
Manufacturing	0	0%
Media/Journalism/Publishing	0	0%
Medicine	0	0%
Military/Defense	0	0%
Politics/Public Policy/Advocacy	0	0%
Retail	0	0%
Social Services	0	0%
Sports/Fitness	0	0%
Technology	0	0%
Other, please specify	0	0%
Total Respondents	8	

7. We are always interested in our Alumni's continued interest in their personal and professional development. Which, if any, professional organizations have you joined since completing your program of study?

1. NEATE
2. None.
3. None
4. Western MA Mathematics Partnership
5. None
6. Museum of Fine Arts Educational Advisory Board; Association of Career and Technical Education
7. none

Total Respondents 7

(skipped this question)

1

8. We believe that Fitchburg State Alumni are always expanding their body of knowledge and would like to know what types of professional development activities you have engaged in since completion of your program of study? (i.e. attended conferences or workshops, given presentation at conference or workshops, conducting scholarly research, licensures or certifications completed, etc.)

1. PBIS conference
TIE conferences

- ESL TRAININGS
NEATE conference
2. Attend conferences and workshops - up to at least 20 hours each year
Completed online course work for the Administrstion Level
 3. I have continued to take graduate level classes to further my knowledge - I currently have 12 additional credits, including certification in ESL (required for moving my license from Initial to Professional, which I did this year).
 4. I am continuing to take graduate classes through Fitchburg State and other online institutions. I also continue to go to education conferences and workshops.
 5. attended conferences, completed additional coursework in field, mentored upcoming educators
 6. Teacher Leadership Conference, Mentoring in Action Symposium, Feed Your Soul Week-long Conference, Key Literacy for the Disabled, Art All State Judging and Volunteering
 7. Edcamp Grafton (unconference), online training courses

Total Respondents 7

(skipped this question) 1

9. We like to know where our graduates are in the world. Please provide us with the city and state or country in which you currently reside.

1. Westminster, ma
2. Leominster, MA
3. Reside in MA.
4. Northampton
5. I currently live in Pepperell, MA.
6. Harvard, Massachusetts
7. Middleboro, Ma
8. Shrewsbury, MA

Total Respondents 8

10. Rate the quality of the following with respect to the degree you received five years ago:

	Excellent	Good	Fair	Poor	Response Total	Points	Avg
Quality of faculty instruction	37.5% (3)0% (0)	62.5% (5)0% (0)	0% (0)0% (0)	0% (0)0% (0)	8	0	0
Level of individual attention	50% (4)0% (0)	50% (4)0% (0)	0% (0)0% (0)	0% (0)0% (0)	8	0	0
Quality of academic advisement	37.5% (3)0% (0)	62.5% (5)0% (0)	0% (0)0% (0)	0% (0)0% (0)	8	0	0
Curriculum linked to job related skills and knowledge	62.5% (5)0% (0)	25% (2)0% (0)	12.5% (1)0% (0)	0% (0)0% (0)	8	0	0
Preparation to meet the demands of my job	50% (4)0% (0)	37.5% (3)0% (0)	12.5% (1)0% (0)	0% (0)0% (0)	8	0	0
Preparation to continue my education	50% (4)0% (0)	50% (4)0% (0)	0% (0)0% (0)	0% (0)0% (0)	8	0	0
Total Respondents					8		

11. Please select your level of agreement with the following statements:

	Very High	High	Average	Low	Very Low	Response Total	Points	Avg
Overall satisfaction with my experience with Fitchburg State University	50% (4)0% (0)	25% (2)0% (0)	25% (2)0% (0)	0% (0)0% (0)	0% (0)0% (0)	8	0	0
Total Respondents					8			

12. Looking back at your academic career at Fitchburg State University, please select your level of agreement with the following:

	Strongly Agree	Agree	Neutral	Disagree	Strongly Disagree	Response Total	Points	Avg
The social and interpersonal skills you developed have impacted your life	12.5% (1)0% (0)	50% (4)0% (0)	37.5% (3)0% (0)	0% (0)0% (0)	0% (0)0% (0)	8	0	0
You have benefitted from the personal connections you made	12.5% (1)0% (0)	0% (0)0% (0)	87.5% (7)0% (0)	0% (0)0% (0)	0% (0)0% (0)	8	0	0
You have benefitted from the social networks of which you were/are a part	12.5% (1)0% (0)	25% (2)0% (0)	62.5% (5)0% (0)	0% (0)0% (0)	0% (0)0% (0)	8	0	0
Total Respondents					8			

The benefits of attending were worth the financial cost 62.5% (5)0% 25% (2)0% 12.5% (1)0%

Total Respondents 8

13. How well did Fitchburg State University prepare you in terms of the following skill sets:

	Very Well	Well	Neutral	Poorly	Very Poorly	Response Total	Points	Avg
Ability to think analytically and logically	25% (2)0% (0)	50% (4)0% (0)	25% (2)0% (0)	0% (0)0% (0)	0% (0)0% (0)	8	0	0
Ability to acquire new skills and knowledge on your own	37.5% (3) 0% (0)	37.5% (3) 0% (0)	25% (2)0% (0)	0% (0)0% (0)	0% (0)0% (0)	8	0	0
Ability to use the knowledge, ideas, or perspectives gained from your major field	37.5% (3) 0% (0)	50% (4)0% (0)	12.5% (1) 0% (0)	0% (0)0% (0)	0% (0)0% (0)	8	0	0
Ability to orally communicate well	12.5% (1) 0% (0)	62.5% (5) 0% (0)	25% (2)0% (0)	0% (0)0% (0)	0% (0)0% (0)	8	0	0
Ability to judge information/ideas/actions/conclusions based on sources/methods/reasoning	37.5% (3) 0% (0)	37.5% (3) 0% (0)	25% (2)0% (0)	0% (0)0% (0)	0% (0)0% (0)	8	0	0
Ability to write effectively	12.5% (1) 0% (0)	37.5% (3) 0% (0)	50% (4)0% (0)	0% (0)0% (0)	0% (0)0% (0)	8	0	0
Ability to use information technology in intellectual and/or professional pursuits	25% (2)0% (0)	12.5% (1) 0% (0)	50% (4)0% (0)	12.5% (1) 0% (0)	0% (0)0% (0)	8	0	0
Ability to understand and appreciate cultural and ethnic differences between people	14.29% (1) 0% (0)	14.29% (1) 0% (0)	57.14% (4) 0% (0)	14.29% (1) 0% (0)	0% (0)0% (0)	7	0	0
Ability to understand international perspectives on economic, political, social, and cultural issues	12.5% (1) 0% (0)	12.5% (1) 0% (0)	50% (4)0% (0)	25% (2)0% (0)	0% (0)0% (0)	8	0	0
Ability to gain an understanding of or appreciation for the arts	12.5% (1) 0% (0)	12.5% (1) 0% (0)	62.5% (5) 0% (0)	12.5% (1) 0% (0)	0% (0)0% (0)	8	0	0
Ability to understand and apply quantitative principles and methods	25% (2)0% (0)	25% (2)0% (0)	50% (4)0% (0)	0% (0)0% (0)	0% (0)0% (0)	8	0	0
Ability to understand scientific method	12.5% (1) 0% (0)	25% (2)0% (0)	50% (4)0% (0)	12.5% (1) 0% (0)	0% (0)0% (0)	8	0	0
Total Respondents						8		

14. How well did Fitchburg State University prepare you for the following personal and professional situational skill sets:

	Very Well	Well	Neutral	Poorly	Very Poorly	Response Total	Points	Avg
Your ability to work as a member of a team or group	25% (2)0% (0)	50% (4)0% (0)	25% (2)0% (0)	0% (0)0% (0)	0% (0)0% (0)	8	0	0
Your ability to get along with people of diverse backgrounds and perspectives	37.5% (3)0% (0)	25% (2)0% (0)	37.5% (3)0% (0)	0% (0)0% (0)	0% (0)0% (0)	8	0	0
Your ability to lead others effectively	25% (2)0% (0)	37.5% (3)0% (0)	37.5% (3)0% (0)	0% (0)0% (0)	0% (0)0% (0)	8	0	0
Your ability to evaluate and choose between alternative courses of action	12.5% (1)0% (0)	62.5% (5)0% (0)	25% (2)0% (0)	0% (0)0% (0)	0% (0)0% (0)	8	0	0
Your awareness of contemporary issues and their cause and consequences	22.22% (2)0% (0)	11.11% (1)0% (0)	55.56% (5)0% (0)	11.11% (1)0% (0)	0% (0)0% (0)	9	0	0
Total Respondents						8		

15. What did we not ask you about but you feel we should know?

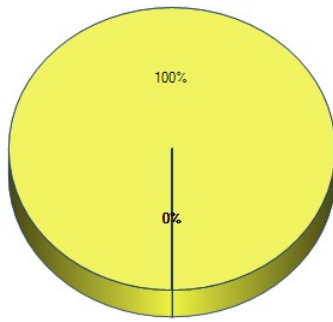
- Five years ago I graduated with my Masters - completing my graduate work - this felt more for an undergrad
- N/A
- as a career changer, Fitchburg was very economical, and I appreciated the online/hybrid courses.
- Professor need to look at their methods of teaching, some were antiquated but used the same method over and over. They were good people but their practice was fair.
- Whether my experience was onsite or through a separate vendor. For example, my degree was awarded through Fitchburg State, but it was facilitated by Catherine Leahy Brine Education Consultants. I have personally never been to the FSU campus. Also, on the next page, my field is not listed - MEd in Curriculum and Instruction

Total Respondents 5

(skipped this question)

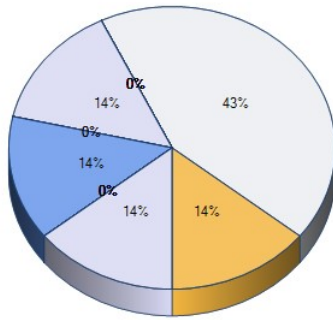
3

16. Please select the Degree you completed at Fitchburg State University from the list below.



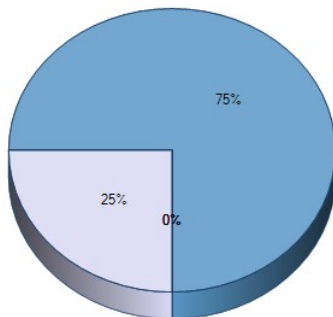
	Response Total	Response Percent
<input type="checkbox"/> Bachelor of Arts (BA)	0	0%
<input type="checkbox"/> Bachelor of Science (BS)	0	0%
<input type="checkbox"/> Cerfitcage of Graduate Study (CAGS)	0	0%
<input type="checkbox"/> Master of Arts (MA)	0	0%
<input type="checkbox"/> Master of Arts in Teaching (MAT)	0	0%
<input type="checkbox"/> Master of Busienss Administration (MBA)	0	0%
<input checked="" type="checkbox"/> Master of Education (MEd)	8	100%
<input type="checkbox"/> Master of Science (MS)	0	0%
Total Respondents	8	

17. Please select the major field your studied for your degree:



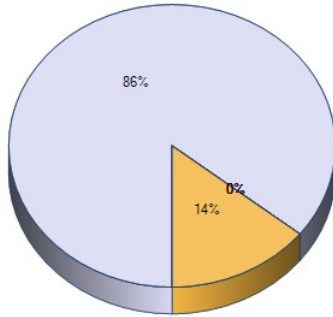
	Response Total	Response Percent
Arts (MA or MEd only)	1	14%
Biology	0	0%
Business Administration	0	0%
Chemistry	0	0%
Communication (MS only)	0	0%
Communications Media	0	0%
Computer Information Systems	0	0%
Computer Science	0	0%
Counseling (MS only)	0	0%
Criminal Justice	0	0%
Early Childhood Education	1	14%
Educational Leadership (CAGS only)	0	0%
Economics	0	0%
Elementary Education	1	14%
English Studies	0	0%
Environmental and Earth Science	0	0%
Game Design	0	0%
Geographic Science and Technology	0	0%
History	0	0%
Human Services	0	0%
Industrial Technology	0	0%
Interdisciplinary Studies	0	0%
LECOM Early Acceptance Programs	0	0%
Mathematics	0	0%
Middle School Education	0	0%
Nursing	0	0%
Occupational/Vocation Education	0	0%
Political Science	0	0%
Psychological Science	0	0%
Sociology	0	0%
Special Education	3	43%
Technology Education (Grades 5-12)	1	14%
Total Respondents	7	
(skipped this question)	1	

18. To which gender identity do you most identify?



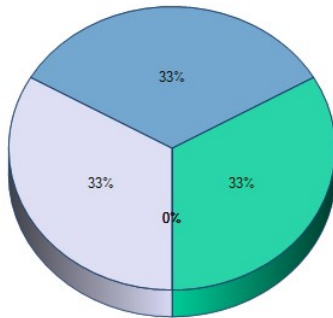
	Response Total	Response Percent
Male	2	25%
Female	6	75%
Transgender Male	0	0%
Transgender Female	0	0%
Do not identify as female, male or transgender	0	0%
Total Respondents	8	

19. To which racial heritage do you predominantly identify?



	Response Total	Response Percent
White/Caucasian	6	86%
Asian	0	0%
Hispanic/Latino	0	0%
Black/African American	0	0%
American Indian	0	0%
Other	1	14%
Total Respondents	7	
(skipped this question)	1	

20. How many dependents do you have (not including yourself)?



	Response Total	Response Percent
1	2	33%
2	2	33%
3	2	33%
4	0	0%
5	0	0%
5+	0	0%
Total Respondents	6	
(skipped this question)	2	