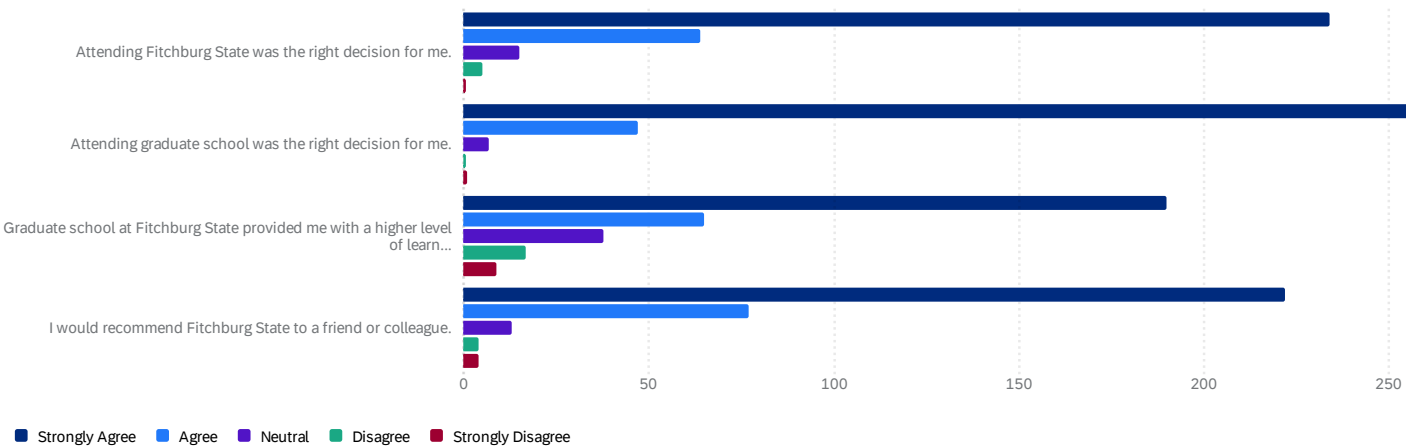


Filters

Recorded Date: Nov 1, 2023 to Sep 30, 2024

Responses: 328

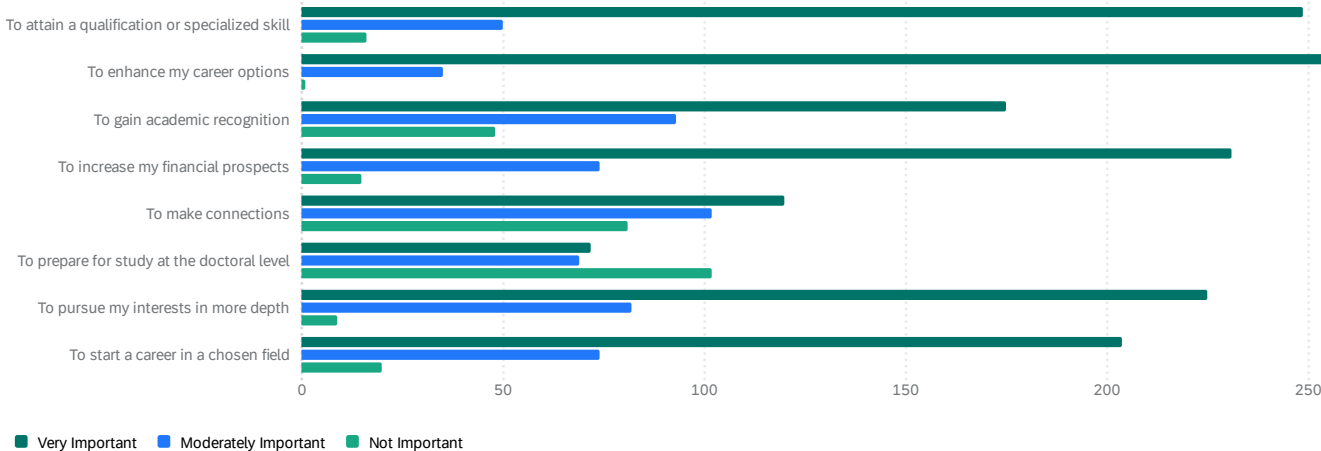
Please indicate your level of agreement with the following statements: 320



Please indicate your level of agreement with the following statements: 320

Please indicate your level of agreement with the following statements:	Strongly Agree	Agree	Neutral	Disagree	Strongly Disagree
Attending Fitchburg State was the right decision for me.	234	64	15	5	0
Attending graduate school was the right decision for me.	265	47	7	0	1
Graduate school at Fitchburg State provided me with a higher level of learn...	190	65	38	17	9
I would recommend Fitchburg State to a friend or colleague.	222	77	13	4	4

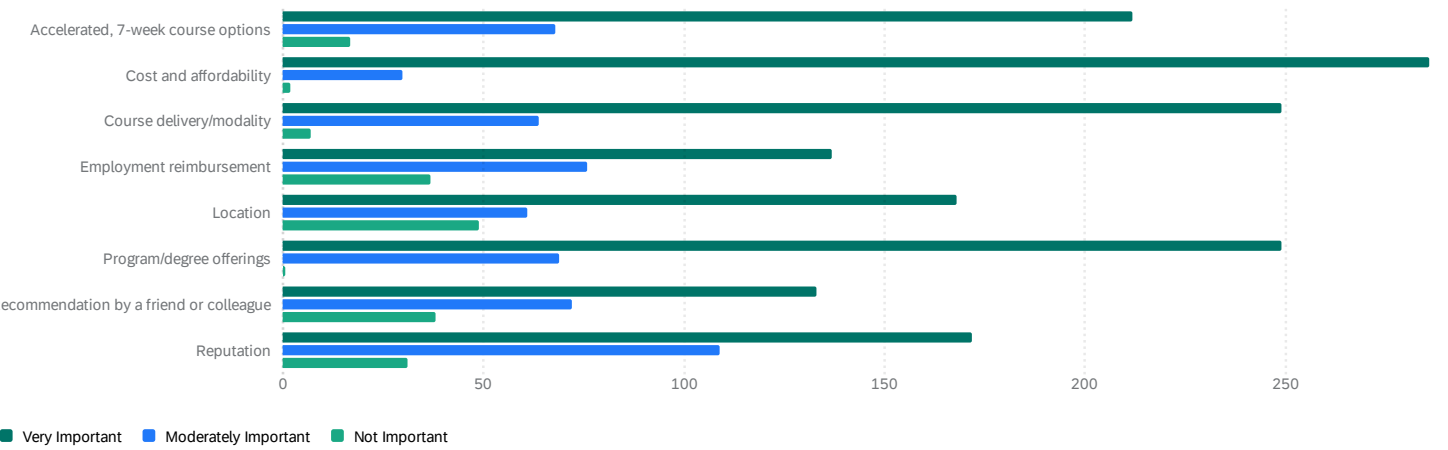
Your Reasons for Attending Graduate School Please indicate the level of importance for the following items: 320



Your Reasons for Attending Graduate School Please indicate the level of importance for the following items: 320 ⓘ

Your Reasons for Attending Graduate School Please indicate the level of im...	Very Important	Moderately Important	Not Important
To attain a qualification or specialized skill	249	50	16
To enhance my career options	284	35	1
To gain academic recognition	175	93	48
To increase my financial prospects	231	74	15
To make connections	120	102	81
To prepare for study at the doctoral level	72	69	102
To pursue my interests in more depth	225	82	9
To start a career in a chosen field	204	74	20

Your Reasons for Selecting Fitchburg State University Please indicate the level of importance of the following items: 320 ⓘ



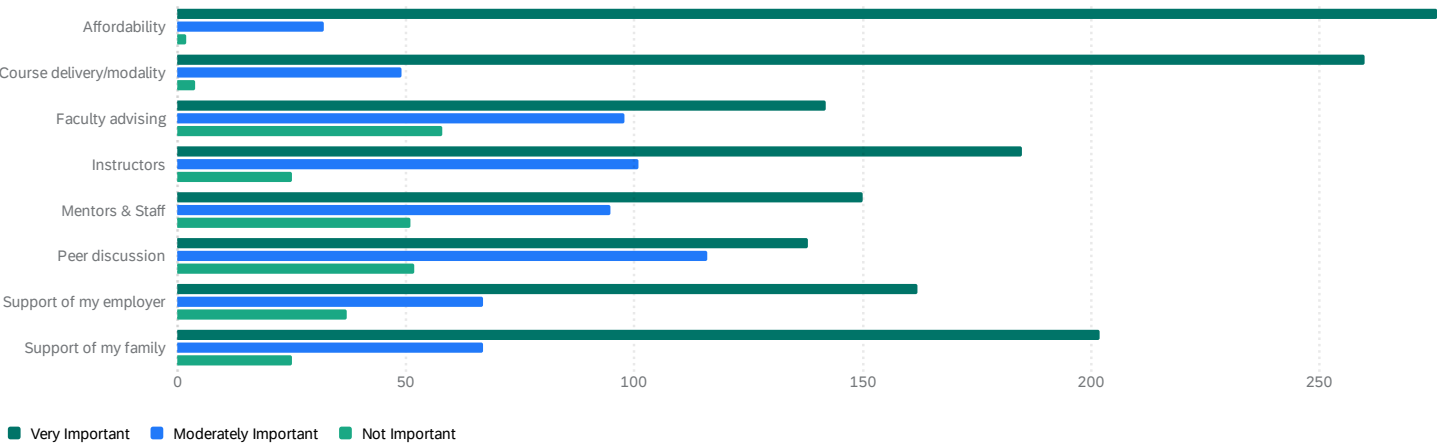
Your Reasons for Selecting Fitchburg State University Please indicate the level of importance of the following items: 320 ⓘ

Your Reasons for Selecting Fitchburg State University Please indicate the...	Very Important	Moderately Important	Not Important
Accelerated, 7-week course options	212	68	17
Cost and affordability	286	30	2
Course delivery/modality	249	64	7
Employment reimbursement	137	76	37
Location	168	61	49
Program/degree offerings	249	69	0
Recommendation by a friend or colleague	133	72	38
Reputation	172	109	31

Your Reasons for Selecting Fitchburg State University Please indicate the level of importance of the following items: 320 ⓘ

Your Reasons for Selecting Fitchburg State University Please indicate the...	Average	Minimum	Maximum	Count
Cost and affordability	1.11	1.00	3.00	318
Location	1.57	1.00	3.00	278
Course delivery/modality	1.24	1.00	3.00	320
Accelerated, 7-week course options	1.34	1.00	3.00	297
Reputation	1.55	1.00	3.00	312
Recommendation by a friend or colleague	1.61	1.00	3.00	243
Employment reimbursement	1.60	1.00	3.00	250
Program/degree offerings	1.22	1.00	2.00	318

The Factors that Contributed to Earning Your Degree Please indicate the level of importance of the following items: 313 ⓘ

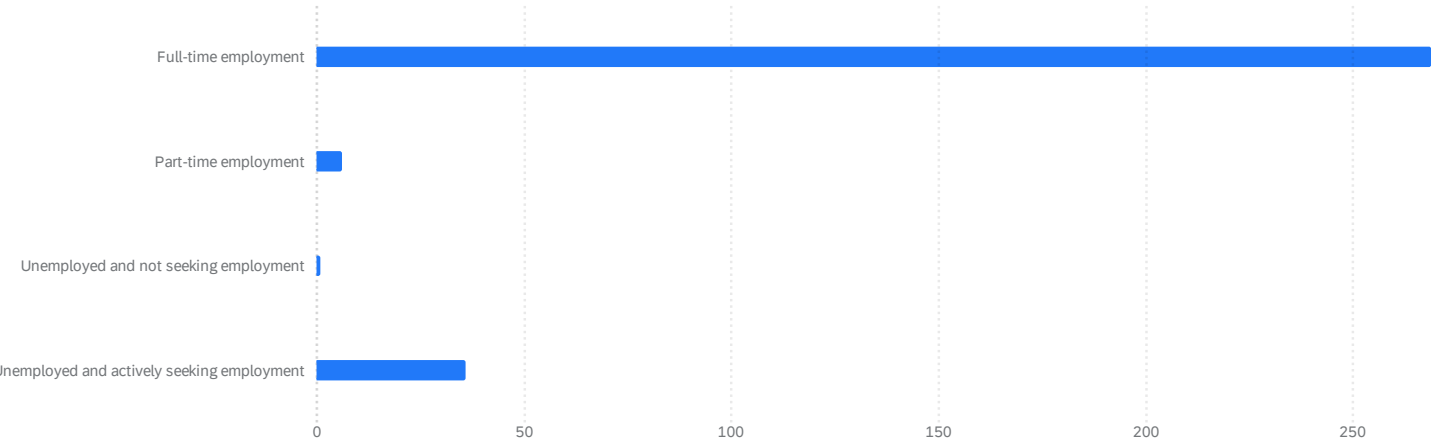


The Factors that Contributed to Earning Your Degree Please indicate the level of importance of the following items: 313 ⓘ

The Factors that Contributed to Earning Your Degree Please indicate the le...	Very Important	Moderately Important	Not Important
Affordability	276	32	2
Course delivery/modality	260	49	4
Faculty advising	142	98	58
Instructors	185	101	25
Mentors & Staff	150	95	51
Peer discussion	138	116	52
Support of my employer	162	67	37

The Factors that Contributed to Earning Your Degree Please indicate the le...	Very Important	Moderately Important	Not Important
Support of my family	202	67	25

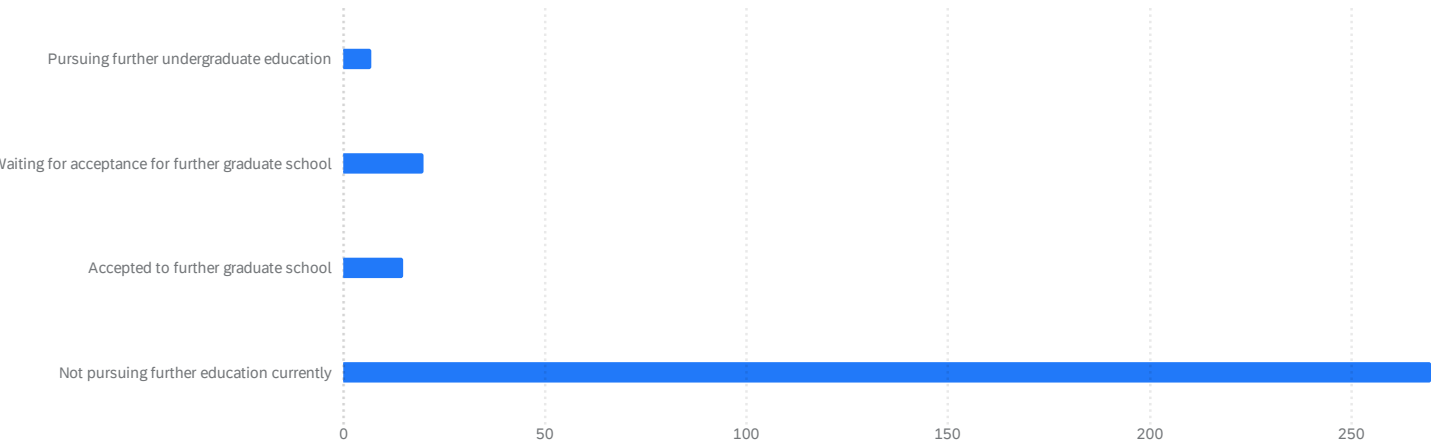
What is your primary expected employment status after graduation as it stands currently? 312 ⓘ



What is your primary expected employment status after graduation as it stands currently? 312 ⓘ

Q8 - What is your primary expected employment status after graduation as it stands currently?	Percentage	Count
Full-time employment	86%	269
Part-time employment	2%	6
Unemployed and not seeking employment	0%	1
Unemployed and actively seeking employment	12%	36

What is your primary expected status regarding pursuing further education as it stands currently? 312 ⓘ



What is your primary expected status regarding pursuing further education as it stands currently? 312 ⓘ

Q9 - What is your primary expected status regarding pursuing further education as it stands currently?	Percentage	Count
Pursuing further undergraduate education	2%	7
Waiting for acceptance for further graduate school	6%	20
Accepted to further graduate school	5%	15
Not pursuing further education currently	87%	270

What is your primary expected status regarding pursuing further education as it stands currently? 312 ⓘ

What is your primary expected status regarding pursuing further education a...	Average	Minimum	Maximum	Count
Pursuing further undergraduate education	1.00	1.00	1.00	7
Waiting for acceptance for further graduate school	2.00	2.00	2.00	20
Accepted to further graduate school	3.00	3.00	3.00	15
Not pursuing further education currently	4.00	4.00	4.00	270